

[www.wallace.edu](http://www.wallace.edu)

# FACT BOOK 2006

A photograph of a modern, two-story building with a classical architectural style, featuring a prominent portico with four square columns. The building is set on a green lawn under a blue sky with some clouds. Large green leaves are visible in the foreground, partially obscuring the view of the building and the text.

**Wallace**  
**Community College**

Dothan

Eufaula

Ft. Rucker

## Preface

The Management Information Systems (MIS) Department is proud to present the eighth edition of the *Wallace Community College (WCC) Fact Book*. The purpose of the *Fact Book* is to provide an annual statistical history of WCC's progress and information related to the College's mission, programs, and services. This information can be used for planning, decision-making, policy formation, and public relations.

The *Fact Book* is an annual publication which provides data for the previous academic year and is produced during the fall semester. As you review and use this publication, please make a note of items that you feel should be added or deleted. Continued improvement is the goal, and current and future publications of the *Fact Book* will reflect suggestions for change.

Much of the information contained in the *Fact Book* is extracted from data maintained by the College's administrative system. However, without the cooperation and assistance of the faculty and staff who supplied external data concerning their areas of responsibility, the task of completing the *Fact Book* would be monumental. Thank you for your time, efforts and contributions to this project. I would also like to thank Ms. Cheryl Trawick for her valuable assistance in completing this year's publication. In addition, I appreciate the cooperation and assistance of Dr. Shana Gartlan in transitioning the *Fact Book* responsibilities from Institutional Research to MIS.

Frank Barefield  
Director, MIS

# WALLACE COMMUNITY COLLEGE FACT BOOK

## Table of Contents

*General Information* ..... 3

*Institutional Effectiveness* ..... 21

*Administration* ..... 24


*Faculty and Staff* ..... 30

*Enrollment* ..... 40

*Degree and Certificate Programs* ..... 64

*Resources, Services, and Facilities* ..... 72

*Budget and Financial Information* ..... 83



**GENERAL INFORMATION**

**Table of Contents**

*Facts and Figures Summary* ..... 4

*College Profile* ..... 5

*Highlights of the College* ..... 6

*History of the College* ..... 18

*Institutional and Professional Accreditation* ..... 19

*Program Offerings* ..... 20



## FACTS AND FIGURES SUMMARY- FALL 2006

### CAMPUS SIZE

Wallace Campus	228 acres
Sparks Campus	<u>30 acres</u>
Total	258 acres

### EDUCATIONAL OPTIONS

Associates in Arts  
 Associate in Science  
 Associate in Applied Science  
 Program Certificates  
 Short Program Certificates

### TECHNICAL PROGRAMS

Air Conditioning/Refrigeration  
 Auto Body Repair  
 Automotive Technology  
 Business and Office Information  
     Accounting Technology  
     Computer Applications  
     Office Administration  
     Supervision Management  
 Cabinetmaking/Carpentry  
 Computer Information Science  
     Computer Applications  
     Computer Programming  
     Internet Technology  
 Cosmetology  
 Drafting and Design Technology  
 Electrical Technology  
 Emergency Medical Services  
     Paramedic  
 Industrial Electronics Technology  
     Computer Electronics  
 Industrial Maintenance Technology  
 Machine Tool Technology  
 Masonry  
 Medical Assisting  
 Medical Transcription  
 Nursing  
 Phlebotomy  
 Physical Therapy Assistant  
 Plumbing  
 Radiologic Technology  
 Respiratory Therapist  
 Small Engine Repair  
 Upholstery  
 Welding

### INSTRUCTIONAL AREAS

Academic Affairs  
 Career Technical Instruction  
 Health Sciences

### TOTAL OPERATING BUDGET

\$35 Million

### TUITION AND FEES

In-state \$90 per Semester Hour  
 Out-of-state \$161 per Semester Hour  
 Internet \$90 per Semester Hour

### STUDENTS

Fall 2006 Enrollment	
Credit Students	3,422
Non-credit Students (TBI/CEU/AE)	1,223

### COURSE LOAD

Full-time Enrollment	1,793
Part-time Enrollment	1,629

### DOMICILE

In-state Enrollment	96%
Out-of-state Enrollment	4%

### MINORITY ENROLLMENT

African American	26.4%
Asian American	1.4%
Hispanic American	1.3%
Native American	.3%
Other	.7%
Total Minority Enrollment	30.1%

### GENDER

Female	66%
Male	34%

### FINANCIAL AID

Students Receiving Aid (59%)	2,976
Financial Aid Awards Given	4,220
Financial Aid Awarded	\$7,121,413

---

**COLLEGE PROFILE**

Wallace Community College (WCC) is a public, two-year college serving Barbour, Bullock, Coffee, Dale, Geneva, Henry, Houston, Pike, and Russell counties and the contiguous counties in Georgia and northwest Florida. The College has two campuses- the Wallace Campus in Dothan and the Sparks Campus in Eufaula. Additionally, the College offers classes at a center in Fort Rucker and provides skills training at correctional facilities in Clayton and Clio, Alabama. The College offers programs in academics, allied health and nursing, and career and technical fields. WCC also provides opportunities not only to the residents of its service area but to anyone who has access to the Internet through numerous distance education courses.

Moreover, the College provides programs through Adult Education and Workforce Development departments. These programs include courses in GED Preparation, English as a Second Language, non-credit and continuing education short courses, and custom-designed, short-term training for local businesses and industries. As a licensed Work Keys Service Center, WCC enables business and industry partners to better match the requirements of their job openings to the skills of their job applicants.



---

**HIGHLIGHTS OF THE COLLEGE**


---

**WCC Accomplishments  
May 2006-April 2007**
**Major Gifts Campaign**

In 2006, total giving to the WCC foundation, gifts and pledges, was \$3,062,775.20, representing a ten-fold increase over 2004, which resulted from the Campaign for Excellence. Total giving to the Sparks Foundation during 2006 was \$42,560.48, a 63% increase over the previous year. The Campaign for Excellence concluded with **\$4,318,678** in gifts and pledges.

**Student Affairs**

- Continued to enhance the implementation of Web registration
- Continued participation in a Student Leadership Conference sponsored by the Alabama Deans of Student Affairs Association
- Successfully or substantially met objectives outlined in all TRiO programs

**Admissions**

- Implemented new registration evaluation
- Presented Myers-Briggs presentation, Youth Leadership Dothan
- Continued Dual Enrollment (Houston County Schools)
- Utilized optical imaging to enhance department efficiency
- Provided creative training to staff on FERPA utilizing an interactive quiz process

**Financial Aid**

- Awarded a total of **\$7,061,141** for all financial assistance programs at the College
- Processed **1,926** unduplicated Pell Grant Awards for the year
- Placed a total of **82** Work Study students in **32** on-campus departments
- Presented approximately **28** financial aid presentations to orientation classes
- Announced scholarships for approximately **40** outside agencies for the year
- Developed a detailed process to assist students in accessing WCC scholarships on the College's Website and announced scholarship and other sources of financial aid to students on the Web
- Conducted financial aid workshops at various locations/events as well as high schools and other local community organizations

**Recruiting**

- Hosted **2** annual high school counselors' workshops
- Toured approximately **600** prospective students on campuses
- Coordinated **2** diplomat receptions
- Coordinated and assisted with approximately **50** diplomat activities
- Presented scholarships to recipients at approximately **32** Honor's Day Programs and Graduations
- Coordinated, set-up, and hosted 2006 College Day on Wallace Campus

- Coordinated exhibits at National Peanut Festival, Business Expos, Job Fairs, Boys and Girls Clubs, Eufaula Home and Garden Fair, Wal-Mart Dothan Fair, GED graduations

### **Student Support Services**

- Received refunding for five-year cycle (2005-2010)
- Enrolled **13** Bridge participants from 2006 with **11** transferring to four-year colleges or universities. The remaining 2 continued their enrollment at Wallace Community College
- Enrolled **15** new participants into the Bridge program for Summer 2007
- Retained **85%** of students
- Hosted the Alabama Scholastic Competition (Scholars Bowl)
- Coordinated the Dothan Regional College and Career Fair

### **Talent Search**

- Provided cultural enrichment activities at all target schools - conducting **24** trips
- Provided Leadership Conference Opportunity for **25** students in Montgomery
- Accomplished grade level requirement objective
- Accomplished high school graduation objective

### **Upward Bound**

- Conducted **9** Saturday sessions for the 2006-07 Academic Component, including visits to colleges and career fairs
- Established Calendar of Events for 2006-07
- Planned and conducted the six-week 2007 Summer Component including visits to colleges and museums, residential week activities, and an end-of-the-year trip to various colleges and locations in Alabama
- Implemented a summer work-study program for six Upward Bound students
- Assisted six Upward Bound seniors in applying for the TRIO Student Support Services Scholars' Bridge program

## **Student Development**

### **Counseling/Career Development/Testing**

- Provided continued academic, career, financial, and health-related counseling for students upon request
- Updated bulletin boards containing scholarship, transfer, and career information on all campuses
- Maintained sign-in sheets by counselors on the Wallace Campus to provide more efficient service to students
- Maintained telephone logs by all counseling, career development, testing, and health-related staff on the Wallace Campus and by the testing officer on the Sparks Campus
- Published a newsletter, *The Counselor*, containing articles on transferring; health news; job information; and other types of counseling; career development; and testing information
- Hosted the first annual Career Fair in Cherry Hall with **53** vendors participating
- Implemented COMPASS testing and the Computer CIS096 Competency Exam at the Ft. Rucker site



**Printing/Duplication**

- Continued to increase the electronic printing process with approximately **49%** of the personnel utilizing the direct printing process

**Security**

- Handled a multitude of incident offense reports and accident reports
- Implemented a tracking process for vehicle registrations online
- Implemented online tracking for parking and traffic citations
- Purchased new patrol vehicle
- Purchased new radar equipment
- Purchased new security equipment

**Student Activities**

- Conducted an average of two service programs and activities per month to meet the interests of a diverse student population
- Updated, published and distributed 2006-2007 *Student Activities Handbook*
- Developed WebCT course for SGA and several other student organizations to aid with information dissemination
- Established the Student Congress to enhance information dissemination and provide student organizations with a forum for exchanging ideas and collaborating efforts
- Developed and published the *New Student Orientation Handbook*
- Established a committee to provide students with an opportunity to present concerns and ideas to the College President in an open, direct forum

**Receptionist/Switchboard**

- Suggested to Professional Development and Welfare Committee that the agenda include WCC's emergency procedures
- Suggested to Instructional Deans that they include safety and emergency procedures training during their faculty orientation

**Transportation**

- Purchased new security vehicle with new radar for safety and security
- Purchased two additional vehicles for use by the maintenance department
- Removed three obsolete vehicles from fleet during the academic year

**Athletics**

- Improved use of new field house with conditioning and weight training
- Completed construction of new dugouts for both softball and baseball
- Established student athlete record management system

**Institutional Effectiveness****Grants**

- Pursued and was awarded over **1.7 million dollars** in new federal and state grants in addition to the **7.1 million** currently funded grant projects
- Received Student Support Services Grant
- Completed National Endowment for the Humanities Grant Award
- Continued Department of Labor Grant Award (TRAIN) & (Industrial Maintenance)
- Participated in the production of **21** grant proposals
- Initiated Regional Partnership for Energy Consortium

### Personnel

- Initiated, processed, and maintained **33** job searches
- Coordinated and planned meetings for community leaders (Sparks and Wallace Campuses)
- Revised and improved orientation process for all new employees
- Published semester schedules (Tabloid)- FA2006, SP2007, SU2007
- Revised 2006-2007 *College Catalog and Student Handbook*

### Planning and Research

- Published the *WCC Strategic Plan 2006-2009* and made available on the WCC Website
- Completed **10** externally solicited requests for information and survey forms
- Drafted, disseminated, collected, and analyzed **11** internal surveys via hard copy and e-mail (including over **4,000** faculty/course evaluations; **3,500** student services surveys; **3,000** LRC Student Surveys; **1,800** Program Quality Exit Surveys)
- Filled **50** requests for research and data including research related to several grants
- Initiated and coordinated Global Learner College Project: Including **260 +** employees, **25** teams, and **54** team leaders (conducting over **235** meetings to date)

### PR and Marketing

- Received **10** awards at the Alabama College System Public Relations Association State Competition
- Partnered with Dothan Eagle to bring readership program to WCC students
- Achieved publication of more than **650** news articles in various print outlets
- Responded to more than **3,000** individual staff requests, to include **247** requests for Web approval
- Published more than **100** print ads in local newspapers and magazines and increased the number of radio spots, television advertisements, and PSAs

## Financial and Physical Resources

### Business Office

- Implemented the Online Requisition System
- Prepared **10,000** checks, including **3,000** Financial Aid and Student Loan checks
- Provided salaries to an average of **440** full- and part-time employees
- Prepared **290** full-time employee contracts

### MIS

- Created **21** additional multi-media classrooms with video and Internet connectivity using Smart technology on Wallace and Sparks campuses and CEWD building
- Updated Drafting computer lab on the Sparks Campus, replaced over **50** faculty and staff computers, provided computers for new Center for Instructional Excellence, and established open computer lab on the Sparks Campus providing **21** computers
- Implemented time and attendance (ExtendTime) system
- Implemented document imaging system
- Implemented Fax Server solution in several departments within the College with plans to complete others
- Relocated and wired CTC open lab on Wallace Campus to accommodate **50** computers and installed new computer desks

## Maintenance

- Completed Grimsley Hall renovation project and reoccupied building (**1.7 million** project)
- Awarded change order for Administration Building standing seam metal roof, estimated completion summer 2007, and completed for the installation of 5 standing seam metal roofs on Gary Health Building, Rane Hall, Cunningham Hall, Hamm Library and CTC for **\$1.9 million**
- Completed 2 projects constructing below ground dugouts for the Baseball and Softball Fields utilizing College forces at a cost of **\$12k** under the estimated contractor cost
- Initiated the installation of a standing seam metal roof on the Medical Assisting Technology Building utilizing College forces saving approximately **\$60k** over contractor estimated cost
- Awarded the exterior renovation contract for the Administration Building to GENCON Construction for approximately **\$250k** with an estimated completion date of early fall 2007
- Accomplished 70% completion of demolition of Administration Building interior utilizing College forces as weather dictated
- Completed **1,452** maintenance work orders

## Institutional Advancement

### Adult Education

- Provided services to approximately **1,000** adults at **10** site locations (actual total unavailable until July 20)
- Awarded federal/state allocation for Adult Education funding in the amount of **\$601,639**
- Awarded EL/Civics grant funding in the amount of **\$20,000**
- Awarded a one-time ESL and EL/Civics grant for software, materials, and teaching aids in the amount of **\$4,462**
- Awarded a one-time Adult Education technology upgrade grant in the amount of **\$40,500**
- Awarded **\$5,000** in grant funding from the Sam's Club

### Workforce Development

- Created TBI training courses for **34** companies in the Dothan and Eufaula areas to include **529** participants.
- Continued industry specific short-term training programs
- Conducted Certified Nursing Assistant (CNA) course – completion of **8** classes with a total of **104** participants with students representing a mixture of industry sponsored and WIA participants
- Presented Healthcare CEU courses to **655** participants during the past year
- Conducted 9 Truck Driver Training course during the planning period with **70** completers
- Partnered with Dothan Area Chamber of Commerce, Houston County Schools and Dothan City Schools to provide WorkKeys testing to all 9<sup>th</sup> grade students, testing approximately **1,100** students (tested **2,164** students through WorkKeys testing services and **743** individuals in **7** company WorkKeys partnerships)

- Issued Career Readiness Credential (CRC) to **464** individuals to date making Wallace Community College the highest in number of awards as of April 2007
- Continued training partnership with Alabama Technology Network (ATN) with **14** ventures to date
- Served through the Workforce Development Department a total of **5,989**

### **Administration and Resource Development**

- Received total giving to WCC Foundation during 2006, gifts and pledges, of **\$3,062,775.20**, which represents a **ten-fold** increase over 2004, resulting from the Campaign for Excellence
- Increased total giving to the Sparks Foundation during 2006 by **63%** over the previous year receiving **\$42,560.48**
- Continued the 24-month Major Gifts Campaign – Campaign for Excellence as directed extending the Campaign and hosting a celebration August 30, 2006
- Concluded Campaign with **\$4,318,678** in gifts and pledges

### **Academic Programs**

#### **Associate Degree Nursing (ADN)**

- Completed implementation of the ACS standardized ADN curriculum by teaching the final new courses in Spring Semester 2007 and producing first graduates of new curriculum
- Started a part-time evening track in Fall Semester 2005 to provide additional students with additional opportunities to attend
- Aligned the LPN-to-RN mobility program under the new standardized curriculum
- Raised money by Wallace Association of Nursing Students to send **6** students to the Student Nurses Association's national convention in Louisville, KY, allowing the students to network with other students across the United States and attend a NCLEX review session - two faculty members attended as chaperones using Perkins funds
- Purchased a virtual IV simulator for the program
- Updated additional classrooms with the projection equipment.
- Maintained annual passage rate of  $\geq$  **75%** for graduates taking the NCLEX for the first time
- Maintained completion rate of  $\geq$  **70%** of students within five consecutive terms for full-time and 10 consecutive terms for part-time students after beginning the nursing courses

#### **Practical Nursing (LPN)**

- Graduated **91** students in reporting period
- Achieved NCLEX-PN passage rate for fiscal year ending in the period of **83%**, with passage rate for remainder of the period at **90%**
- Continued to refine presentation of statewide standardized curriculum
- Continued to implement PowerPoint delivery in new standardized curriculum courses
- Conducted a number of community service projects, with students from the Wallace Campus, Sparks Campus, and Fort Rucker Center participating throughout the service area

**Allied Health Division**

- Maintained positive employment opportunities for all programs in the division
- Remained active and interactive with accreditation agencies
- Continued to improve instructional and learning opportunities with the use of computer assisted instructional materials
- Involved actively in student recruitment programs
- Maintained student distinguishment in competitions and performance on certification examinations
- Involved in statewide curriculum revision activities across various programs

**Radiologic Technology (RAD)**

- Employed **100%** of graduates in the field
- Achieved **100%** certification of graduates on first attempt
- Received favorable action on the Report of Self-Study for the JRCERT submitted in the previous year
- Continued participation by RAD faculty members in the Alabama College System curriculum revision effort for the RAD program
- Added two additional clinical education facilities

**Physical Therapist Assistant (PTA)**

- Reviewed and updated Policy and Procedures Manual in April 2006
- Received encouraging feedback from Advisory Committee members at November 2006 and April 2007 meetings
- Distributed **89** application packets for program to start in August 2006

**Respiratory Therapist (RPT)**

- Updated Gary Health Building computer lab RPT software for student use
- Maintained program attrition rate below threshold of success value of less than 30% (current program attrition rate is **15%**)
- Placed first in State Competition at Annual Convention
- Finished second in national competition in San Antonio
- Increased involvement of Program Advisory Committee in program activities and oversight as follow up on a recommendation of CoARC in the last accreditation visit
- Received favorable feedback on the 10 year CoARC self-study submitted in September 2005

**Emergency Medical Services (EMS)**

- Continued to participate in revision of statewide EMS Curriculum
- Continued to have the highest first-time pass rate among all Paramedic Programs in the State of Alabama
- Hosted a successful two-person site review team from the programmatic accrediting agency receiving only minor recommendations concerning documentation

**Medical Assisting (MAT)**

- Maintained employment rate and CMA exam pass rates of over **95%**
- Continued renovation of MAT building with completion anticipated Fall 2007
- Continued to increase use of computer-assisted instruction and projection systems

### **Mathematics and Computer Information Sciences Division**

- Participated in the System-wide curriculum revision efforts (CIS faculty)
- Adjusted CIS curricula to accommodate the new curriculum and to serve as many students as possible
- Continued to offer two CIS degree options and eliminated the long certificate
- Continued to provide open computer lab at the Sparks Campus providing **20** computers for student use and sharing with Student Development personnel for COMPASS testing
- Relocated open lab on the Wallace Campus and continued to serve students day and evenings
- Continued to maximize the updated equipment with instructional technology

### **Natural Sciences Division**

- Hosted “Groundwater Day” for over **2,000** students in two separate sessions, one for Houston County and one for Dale County
- Presented a Chemistry and Physics Show for elementary and high school students
- Obtained new models for all anatomy and physiology courses, valued at **\$40,000**
- Worked with Department of Postsecondary Education staff and faculty colleagues from other Alabama College System institutions on the System-wide Biology **103** placement exam and implemented the exam with Summer Term 2005
- Presented two different versions of the Physics Fair on the Wallace Campus to expose the student body to that discipline
- Completed furnishing all Science Building classrooms with instructional technology
- Continued to develop an NSF grant application which would allow Dr. Speed to conduct basic research and involve students in the research
- Enrolled students in two new directed study courses, BIO250 and BIO251, to support NSF grant and to provide for students who want to assist in research while earning credit toward graduation

### **Humanities Division**

- Continued to increase the use of PowerPoint presentations in the classroom by English and History faculty, including part-time faculty
- Continued to produce and present Freedom Fest in conjunction with SGA at Wallace Campus to celebrate Independence Day
- Elevated the reading scores from the placement tests to better meet the needs of students who are not performing at college-level in reading class texts
- Received a Faculty Seminar Grant from the National Endowment for the Humanities to bring nationally known speakers to Dothan, dealing with the topic of Southern Myth and Southern Culture
- Added HIS286 and HUM299 on Southern culture and Southern research to support the NEH grant program
- Continued to increase the number of English composition classes taught in computerized classrooms
- Continued to develop and expand the local chapter of Sigma Kappa Delta, the two-year college English honorary society

- Conducted presentations by various faculty members to the Kiwanis Club, Youth Leadership Dothan, and the Rotary Club

### **Business Technologies Division**

- Continued to participate in the System-wide efforts to revise the Office Administration curriculum
- Continued to work on the System-wide revision of the CHD curriculum
- Continued to work with the University of Alabama to facilitate transfer of students completing the CHD curriculum
- Revised the options for several of the division's degree programs to reflect input from the respective Program Advisory Committee

### **Fine Arts**

- Participated in the Loyola Jazz Festival and earned honors
- Conducted the DownHome Jazz Festival
- Performed at the Freedom Fest
- Visited public K-12 schools to promote interest in music and WCC

### **Distance Education**

- Continued working with Title III funded personnel to direct the Center for Instructional Excellence
- Formed committees to assist in implementation of the Center
- Developed a five-year plan to ensure that all WCC courses, distance or otherwise, are enhanced with WebCT
- Continued to promote and improve Wallace Online, WCC's WebCT-based course management system
- Continued to modify grade processing procedures using WebCT

### **Learning Resources Centers System**

- Completed weeding process for collection and for periodicals
- Taught a total of **88** library orientation sessions to students in the Orientation to College and Orientation for Career Technical Students courses and conducted research skills training for composition and literature courses
- Handled over **6,600** reference assists and managed **123** interlibrary loans
- Served over **68,000** individual patrons
- Cataloged over **800** new titles
- Improved its computer and media resources by adding new computers, DVD players, etc.

### **Fort Rucker Center**

- Continued coordination with Student Services to provide TRIO services at the Center
- Continued to represent WCC in the Newcomers' Briefing for new soldiers and their families
- Conducted student success workshops

- Conducted student activities at the Center
- Provided tutorial services for students in the programs offered at the Center

### Career/Technical Programs

- Maintained active recruiting by all departments
- Supplied all departments with vinyl discipline signs to use during recruiting efforts by the Dean of Career and Technical Instruction
- Revised course curricula to meet student needs in COS, ELT, and ILT based on Advisory Committee recommendations
- Participated in the boys and girls summits held on the Wallace Campus

#### **Autobody Repair**

- Reported no accidents for 2006-2007
- Produced four graduates from SU2006 to SP2007
- Participated in Boys Youth Summit
- Participated in Girls Youth Summit

#### **Automotive Technology**

- Participated in Boys Youth Summit
- Participated in Girls Youth Summit
- Reported no accidents for 2006-2007
- Updated lab equipment on the Wallace Campus
- Produced **two** graduates from SU2006 to SP2007

#### **Air Conditioning Repair**

- Achieved certifications by Wallace Campus instructor for NATE and NOCTI certification
- Maintained instructor certification with the State of AL Board of Heating & Air Conditioning
- Added seven new ice machines and two heat pumps for laboratory exercises
- Produced **17** graduates from SU2006 to SP2007

#### **Cabinetmaking**

- Established a safety check-off sheet for each tool used
- Reported no accidents for 2006-2007
- Removed five outdated pieces of equipment for new growth on the Wallace Campus
- Installed a new Powermatic Table saw
- Installed re-worked 24" planer
- Built and shipped **480** Chinese Checker boards to US military in Iraq and Afghanistan for Christmas presents
- Built two cabinets for the Dothan Child Advocacy center
- Established the carpentry program on the Wallace Campus
- Produced **nine** graduates from SU2006 to SP2007

#### **Cosmetology**

- Achieved 100% placement for graduates with GPA of 3.0 or better
- Purchased microderm abrasion machine for Fort Rucker Cosmetology program



- Introduced new Nail Tech program on Sparks Campus (FA2006)
- Produced **24** graduates from SU2006 to SP2007
- Revised course curricula to meet student needs in based on Advisory Committee recommendations

### **Drafting and Design Technology**

- Replaced lab furniture on Wallace Campus
- Inducted **six** students into Phi Theta Kappa with one serving as co-vice president
- Inducted **three** students into National Technical Honor Society
- Produced **seventeen** graduates from SU2006 through SP2007
- Entered **three** Sparks Campus students into AL State Skills USA

### **Welding Technology**

- Updated lab equipment on the Wallace and Sparks Campuses
- Sponsored and hosted Alabama Skills USA VICA District 2 Welding competition on Wallace Campus with WDT Sparks Campus Instructor participating as inspector for contests
- Participated in Sparks Campus Ground Water Festival
- Participated in Boys Youth Summit
- Participated in Girls Youth Summit
- Participated in the Career Fair at Barbour County High School
- Participated in Eufaula High School Career Day
- Reported no accidents for 2006-2007
- Developed new industrial relations with Con Industrial that has led to the placement of students with this company
- Produced **two** graduates from SU2006 to SP2007

### **Electrical Technology**

- Produced **22** graduates from SU2006 through SP2007
- Revised course curricula to meet student needs in based on Advisory Committee recommendations

### **Industrial Electronics**

- Developed hybrid ILT course offerings
- Placed graduates consistently in the local workforce
- Revised course curricula to meet student needs based on Advisory Committee recommendations

### **Industrial Maintenance**

- Started new Industrial Maintenance Programs (INT) on Wallace and Sparks Campuses
- Established labs on the Sparks and Wallace Campuses with Festo automation trainers and Allen-Bradley PLCs and will add additional equipment as funds are available

### **Masonry**

- Coordinated a booth for WCC at the First Annual Home and Garden Show in Eufaula
- Reported no accidents for 2005-2006

- Participated in Habitat for Humanity
- Entered students in the AL State SkillsUSA Competition with one student placing 3<sup>rd</sup> in the state
- Partnered with Eufaula High Students to build the press boxes and dug outs for the EHS ball fields
- Produced **six** graduates from SU2006 to SP2007

### Plumbing

- Produced **four** graduates from SU2006 to SP2007



## HISTORY OF THE COLLEGE

In 1949, George C. Wallace State Technical Trade School was established by the Alabama Regional Trade School Act of 1947. In 1955, the name of the institution was changed to George C. Wallace State Vocational Trade School, and on May 3, 1963, by decree of the Alabama State Legislature, the institution became George C. Wallace State Technical Junior College. In response to a recommendation by the Southern Association of Colleges and Schools (SACS), the technical school and junior college were united in 1969 to form south Alabama's first comprehensive community college. The Commission on Colleges of SACS accredited George C. Wallace State Community College (WCC) to award associate degrees and certificates in 1969, and accreditation was reaffirmed in 1973, 1984, 1994, and 2002.

The 1997 merger between WCC and Alabama Aviation and Technical College in Ozark and Mobile was followed in 1999 by the merger of WCC and Sparks State Technical College in Eufaula. In 2003, the Aviation Campus in Ozark and Aviation Center in Mobile merged with Enterprise State Junior College to enable it to become a community college. WCC now includes the Wallace Campus in Dothan, the Sparks Campus in Eufaula, the Fort Rucker Center, and the Center for Economic and Workforce Development located on Hwy 231 North in Dothan. WCC also provides correctional education programs at Easterling Correctional Facility in Clio, Alabama, and Ventress Correctional Facility in Clayton, Alabama.



**Institutional and Professional Accreditation**

Wallace Community College is accredited by the Commission on Colleges of the Southern Association of Colleges and Schools to award Associate degrees and certificates.

Accrediting Agency	Program	Award(s)
The Commission on Accreditation of Allied Health Education Programs (CAAHEP)  Committee on Accreditation of Educational Programs for the EMS Professions (CoAEMSP)	Emergency Medical Services-Paramedic	AAS, Certificate
The Commission on Accreditation of Allied Health Education Programs (CAAHEP)  Curriculum Review Board of the American Association of Medical Assistants Endowment (AAMAE)	Medical Assisting	AAS
Joint Review Committee on Education in Radiologic Technology (JRCERT)	Medical Radiologic Technology	AAS
National League for Nursing Accrediting Commission (NLNAC)	Nursing ADN/PN	AAS, Certificate
Commission on Accreditation in Physical Therapy Education (CAPTE)	Physical Therapist Assistant	AAS
Commission on Accreditation of Allied Health Education Programs (CAAHEP)  Committee on Accreditation for Respiratory Care (CoARC)	Respiratory Therapist Program	AAS
National Automotive Technicians Education Foundation (NATEF)/Automotive Service Excellence (ASE)	Automotive Technology	AAS



## Wallace Community College

## 2006 Career/Technical Program Offerings

Program	Wallace		Sparks		Ft. Rucker		Easterling		Ventress	
	D	N	D	N	D	N	D	N	D	N
Air Conditioning/Refrigeration	X			X					X	
Auto Body Repair			X							
Automotive Technology	X									
Business and Office Information Processing	X	X	X	X						
Cabinetmaking/Carpentry	X						X			
Child Development	X	X		X						
Computer Information Science	X	X	X	X						
Cosmetology	X	X	X		X					
Cosmetology Instructor Training										
Cosmetology Nail Tech	X		X		X					
Drafting and Design Technology	X	X	X				X			
Electrical Technology	X	X	X				X			
Emergency Medical Services	X	X								
Industrial Electronics Technology	X		X							
Industrial Maintenance	X	X	X							
Machine Tool Technology	X	X								
Masonry			X				X			
Medical Assisting	X									
Medical Transcription	X									
Nursing, AND	X	X								
Nursing, LPN	X	X	X		X					
Office Administration	X	X	X	X						
Phlebotomy	X									
Physical Therapist Assistant	X									
Plumbing							X			
Radiologic Technology	X									
Respiratory Therapist	X									
Small Engine Repair									X	
Welding Technology	X		X							

LEGEND: D-Day Offering  
N-Night Offering

# INSTITUTIONAL EFFECTIVENESS

## Table of Contents

*Statement of Vision*..... 22

*Statement of Values*..... 22

*Statement of Mission* ..... 22

*Statement of Role and Scope*..... 23

*Institutional Initiatives* ..... 23



---

**STATEMENT OF VISION**

---

George C. Wallace Community College will be a leading community college, nationally recognized for excellence and innovation in education and student success. The College will be the primary choice of citizens preparing for the job market, seeking an associate or advanced degree, and/or pursuing career advancement or personal development. College partnerships with area schools, business and industry, and governmental agencies will contribute to an educational system that enhances economic development and quality of life in the region.

---

**STATEMENT OF VALUES**

---

George C. Wallace Community College respects the diversity of its student body and recognizes the worth and potential of each student. Therefore, the College affirms the following values:

**Commitment to Students**

Belief in providing quality, accessible instruction, resources, and support services to enhance the growth and development of students.

**Commitment to Faculty and Staff**

Belief in the importance of providing a work and learning environment characterized by integrity, clear communications, open exchange of ideas, involvement in decision making, and respect for all individuals.

**Commitment to Community**

Belief in enhancing the economic vitality and quality of life for all citizens of the community.

**Commitment to Diversity**

Belief in acknowledging and respecting the diversity of the community.

**Commitment to Excellence**

Belief in the pursuit of excellence in all College programs and services.

---

**STATEMENT OF MISSION**

---

George C. Wallace Community College, a comprehensive community college, seeks to provide accessible quality educational opportunities, promote economic growth, and enhance the quality of life of its constituents.

---

## **STATEMENT OF ROLE AND SCOPE**

---

The College fulfills its mission through a clearly defined set of programs and services that include the following:

### **College-level Credit Programs**

The College offers credit courses leading to associate degrees and certificates in career/technical fields and transfer majors.

### **Continuing Education Programs**

The College provides professional and personal development opportunities for individuals, agencies, and business and industry.

### **Economic Development Programs**

The College provides workforce training for new and expanding industries and assists in recruiting business and industry to the region.

### **Student Development Programs and Services**

The College offers programs and services to enrolled and prospective students to enhance their opportunities for success and their potential for personal, educational, and professional growth.

### **Support Programs and Services**

The College provides recruitment, evaluation, counseling, and instructional programs and services that increase access and opportunities for success for students not traditionally served by higher education.

---

## **INSTITUTIONAL INITIATIVES**

---

1. To continue to make enhancing the quality of teaching and learning the primary focus of the College's mission.
2. To increase access to educational opportunities for a greater and more diverse number of students.
3. To offer educational programs responsive to the economic and demographic needs of the region.
4. To enrich the collegiate experience for students through a comprehensive program of student services and opportunities.
5. To foster internal communication, cooperation, and collaboration among divisions and across campuses to achieve greater efficiency and effectiveness in programs, operations, and services.
6. To expand resources and increase community awareness and support for Wallace Community College.



# ADMINISTRATION

## Table of Contents

*President of Wallace Community College*..... 25

*Administration and Control*..... 26

*Administrative Council*..... 27

*Instructional Divisions*..... 27

*Instructional Support Programs* ..... 28



## PRESIDENTS OF WALLACE COMMUNITY COLLEGE



Linda Young is very proud of the fact that she's a product of Alabama's two-year college system. She began her college work at Enterprise State Junior College (ESJC) after graduating as valedictorian of her class at Elba High School. She received an associate in arts degree from ESJC, both her bachelor's and master's degrees from Troy State University, and a doctorate from Auburn University.

Linda taught two years in K-12, and the remainder of her work has been in Alabama's two-year college system. She worked at Enterprise State Junior College in a variety of jobs, at the Department of Postsecondary Education as Executive Assistant to the Chancellor, and at Lurleen B. Wallace Junior College in Andalusia as Dean of Academic Affairs. In 1988, she was appointed president of Sparks State Technical College in Eufaula. With that appointment, she became the first female in history to head a technical college in Alabama. In 1999, Sparks was merged with Wallace Community College, and Linda was appointed president of the newly merged institution. Wallace Community College has instructional sites in Dothan, Eufaula, Fort Rucker, and the two prisons in Barbour County.

Linda Young has served in a variety of civic organizations and professional associations over the years. She has served as president of the Eufaula/Barbour County Chamber of Commerce and the Greater Barbour County United Way. She is a graduate of the Leadership Alabama program. She serves on the Board of Directors of the Dothan Area Chamber of Commerce and is a steering committee member for ENVISION, an area strategic planning process. Linda is a member of the Dothan Rotary Club, the Fort Rucker-Wiregrass Chapter of the Association of the United States Army (AUSA), the Alabama Technology Network-Eufaula Center Board of Advisors, and Wiregrass Forum. Governor Bob Riley appointed her to his Education Spending Commission and to the Alabama Workforce Planning Council. Linda was named a Paul Harris Fellow by the Eufaula Rotary Club in 2001.

Dr. Phillip J. Hamm  
1955-1962

Mr. George Grimsley  
Acting President  
1962-1966

Dr. Phillip J. Hamm  
1966-1980

Mr. George Grimsley  
Acting President  
1980

Dr. Nathan Hodges  
1980-1991

Dr. Imogene Mixson  
Acting President  
1991

Dr. Larry Beaty  
1991-1998

Mr. Johnny Joyner  
Acting President  
1998-1999

Dr. Linda C. Young  
1999-present

**ADMINISTRATION AND CONTROL**

---

**ALABAMA STATE BOARD OF EDUCATION**

Governor Bob Riley  
President

- First District ..... Mr. Randy McKinney  
P. O. Box 2999  
Gulf Shores, AL 36547
- Second District ..... Ms. Betty Peters  
3507 Huntington Place  
Dothan, AL 36303
- Third District ..... Ms. Stephanie W. Bell  
3218 Lancaster Lane  
Montgomery, AL 36106
- Fourth District ..... Dr. Ethel H. Hall  
7125 Westmoreland Drive  
Fairfield, AL 35064
- Fifth District ..... Ms. Ella B. Bell  
P. O. Box 183  
Montgomery, AL 36104
- Sixth District ..... Mr. David F. Byers, Jr.  
2 Metroplex Drive, Suite 111  
Birmingham, AL 35209
- Seventh District ..... Ms. Sandra Ray  
Presiding Officer  
2008 University Blvd.  
Tuscaloosa, AL 35401
- Eighth District ..... Dr. Mary Jane Caylor  
P. O. Box 18903  
Huntsville, AL 35804

---

**ADMINISTRATIVE COUNCIL**


---

Linda C. Young	President
Eva Sasser	Executive Assistant to the President and Dean of Institutional Effectiveness
Mike Babb	Dean of Career Technical Instruction
H. Lynn Bell	Dean of Business Affairs
John Fergus	Dean of Academic Affairs and Health Sciences
Kay Roney	Dean of Institutional Advancement
Jackie Screws	Dean of Student Affairs and Sparks Campus
Mark Shope	Dean of Student Development and Wallace Campus

**Campus Deans/Center Directors**

Jackie Screws	Campus Dean of Sparks Campus
Mark Shope	Campus Dean of Wallace Campus
Earl Bynum	Director of Fort Rucker Center

---

**INSTRUCTIONAL DIVISIONS**


---

**Instructional Coordinators**

Shannon Thomas	Academic Programs
Janet Ormond	Career Technical Programs
Kathy Buntin	Health Sciences

**Division Directors**

Bates Gilmore	Allied Health
Jackie Spivey	Associate Degree Nursing
Earl Jernigan	Business and Related Technologies
Cindy Eller	Construction Technologies
Linda York	Humanities, Behavioral and Social Sciences
Jim Kinney	Mathematics and CIS
Gwyn Galloway	Practical Nursing
Tony Holland	Natural Sciences
Ralph Purvis	Fine Arts
Dwight Baker	Automotive and Industrial Technologies
Jess Greene	Electronic and Related Technologies

*\*As of Fall 2006*

**INSTRUCTIONAL SUPPORT**

---

**Adult Education**

Lynn Ivey Supervisor

**Athletics**

Gene Dews Athletic Director

**Learning Resources Center**

A.P. Hoffman LRC Director (Wallace)

**Maintenance/Custodial**

Tom Sizemore Director

**MIS**

Frank Barefield Director

**Personnel**

Betty Roberts Director

**Planning and Research**

Shana Gartlan Director

**Public Relations and Marketing**

Sally Buchanan Director

*\*As of Fall 2006*

**Student Affairs**

Brenda Wade  
Erma Perry

Assistant Dean, Student Affairs  
Financial Aid Director

**Student Support Services Programs**

Mickey Baker  
Lisa Adams-Horsley  
Tameka Williams  
Linda Watson

Student Support Services Director (Sparks)  
Student Support Services Director (Wallace)  
Interim Talent Search Director (Sparks)  
Upward Bound Director (Sparks)

**Workforce Development**

Amy Brabham

Coordinator

*\*As of Fall 2006*



# Faculty and Staff

## Table of Contents

*Full-Time Faculty Profile*..... 31

*Full-Time Faculty/Administrator Profile* ..... 32

*Faculty/Staff Age Distribution* ..... 34

*Employees by Pay Schedule*..... 35

*Full-Time Employee by Degree/Diploma Obtained*..... 36

*Alabama College System Chancellor’s Awards, 1987-2006* ..... 37

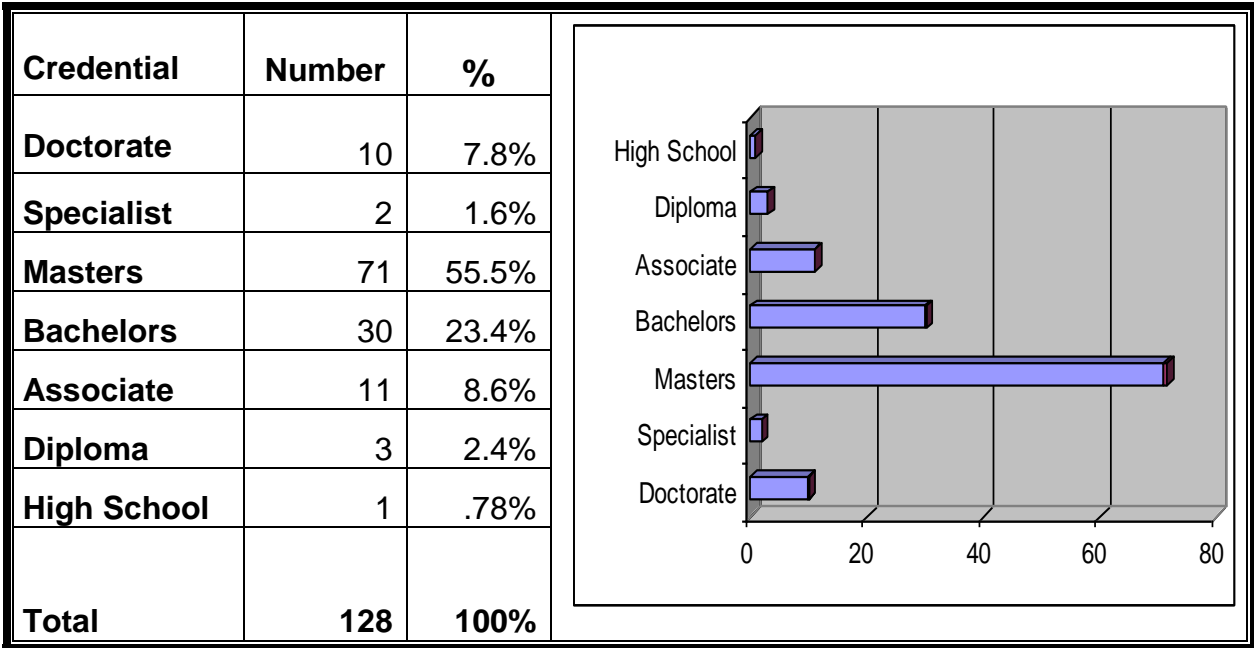
*Faculty and Staff Awards*..... 38

*Faculty and Staff Offices Held*..... 38

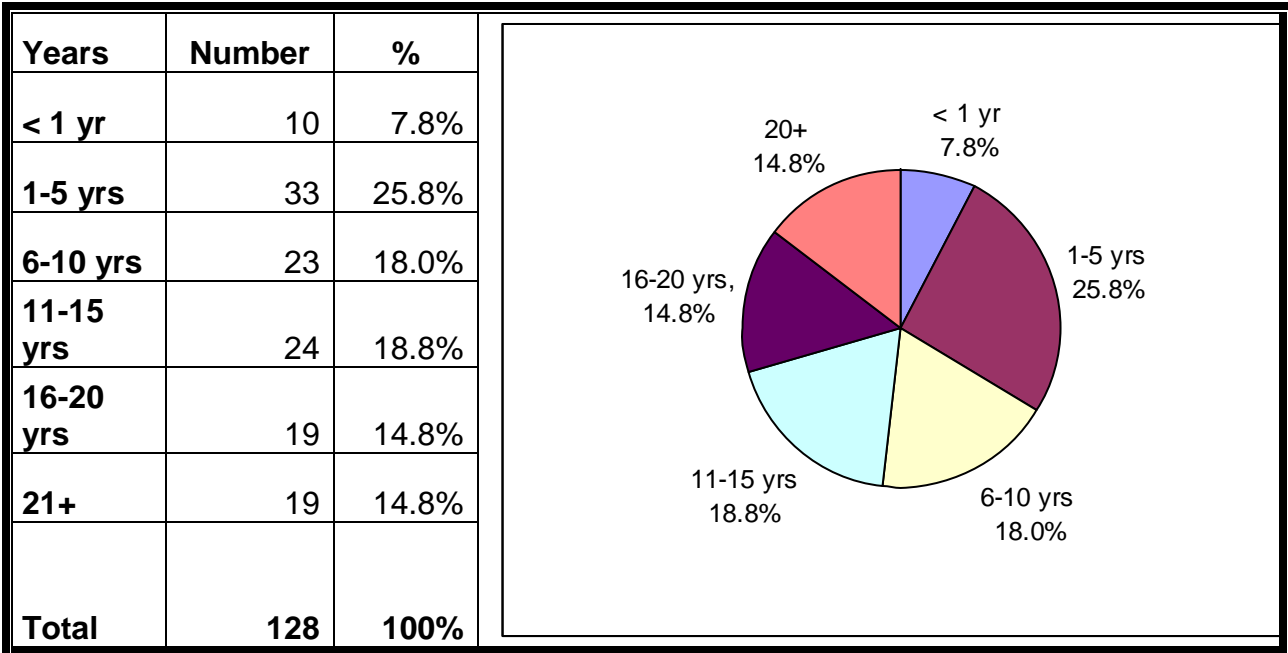


## FULL-TIME FACULTY PROFILE FALL 2006

**Full-Time Faculty by Credential**



**Faculty Tenure**





**FULL-TIME FACULTY/ADMINISTRATOR PROFILE  
FALL 2006**

**ETHNIC DISTRIBUTION**

Category	Asian		Black		Hispanic		White		Total
	Number	Percent	Number	Percent	Number	Percent	Number	Percent	
Full-Time Faculty	1	0.8%	13	10.2%	0	0%	113	89.0%	127
Administrators			1	12.5%	0	0%	7	87.5%	8
Librarians			0	0%	0	0%	1	100%	1
<b>Total</b>	<b>1</b>	<b>0.8%</b>	<b>14</b>	<b>11.0%</b>	<b>0</b>	<b>0%</b>	<b>121</b>	<b>95.3%</b>	<b>136</b>

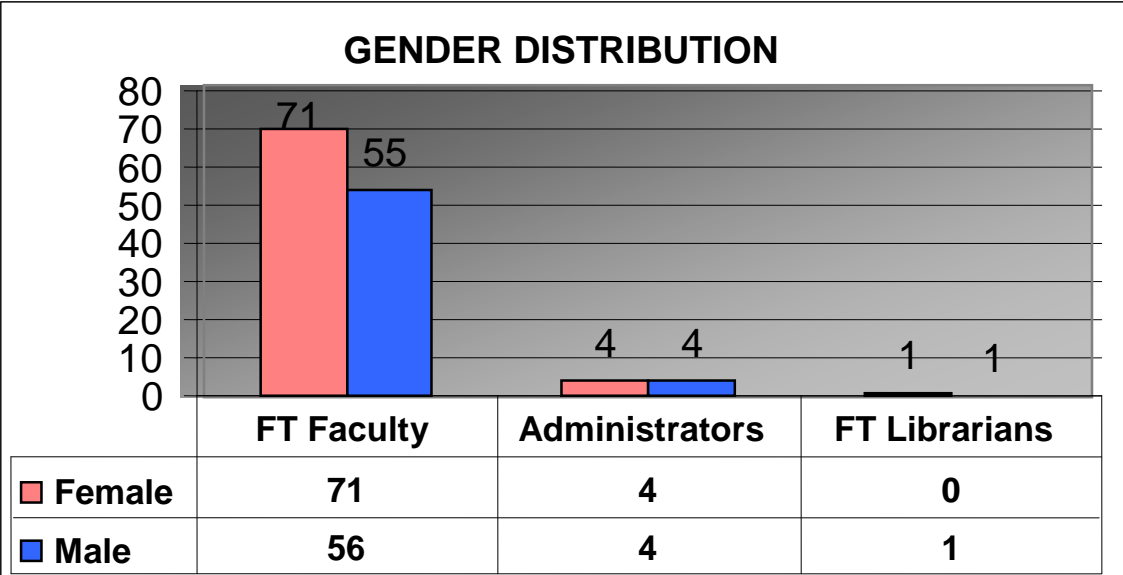
**HIGHEST DEGREE DISTRIBUTION**

CATEGORY	DOCTORATE	SIXTH YEAR	MASTERS	BACHELORS	ASSOCIATE	TECH/ DIPL	OTHER	TOTAL
Full-Time Faculty	10	1	71	30	11	3	1	127
Administrators	4	0	4	0	0	0	0	8
Librarians	0	1	0	0	0	0	0	1
<b>Total</b>	<b>14</b>	<b>2</b>	<b>75</b>	<b>30</b>	<b>11</b>	<b>3</b>	<b>1</b>	<b>136</b>
<b>Percent of Total</b>	<b>10.3%</b>	<b>1.5%</b>	<b>55.1%</b>	<b>22.1%</b>	<b>8.1%</b>	<b>2.2%</b>	<b>.7%</b>	<b>100%</b>

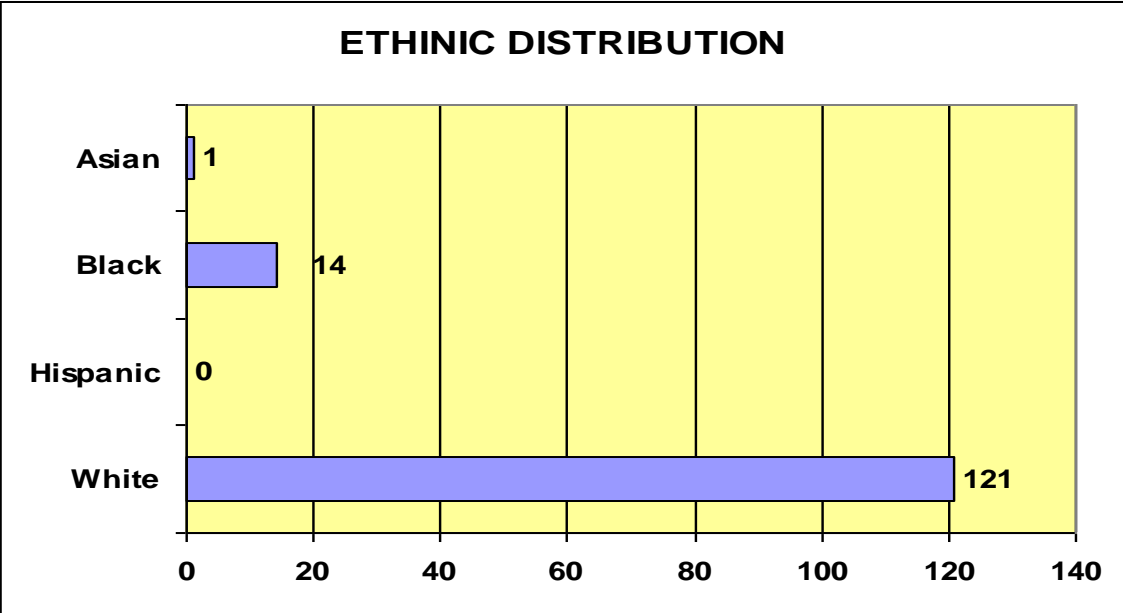
**GENDER DISTRIBUTION**

CATEGORY	MALE		FEMALE		TOTAL
	NUMBER	PERCENT	NUMBER	PERCENT	
Full-Time Faculty	56	44.1%	71	55.9%	127
Administrators	4	50.0%	4	50.0%	8
Librarians	1	100%	0	0%	1
<b>Total</b>	<b>61</b>	<b>48.0%</b>	<b>75</b>	<b>59.1%</b>	<b>136</b>

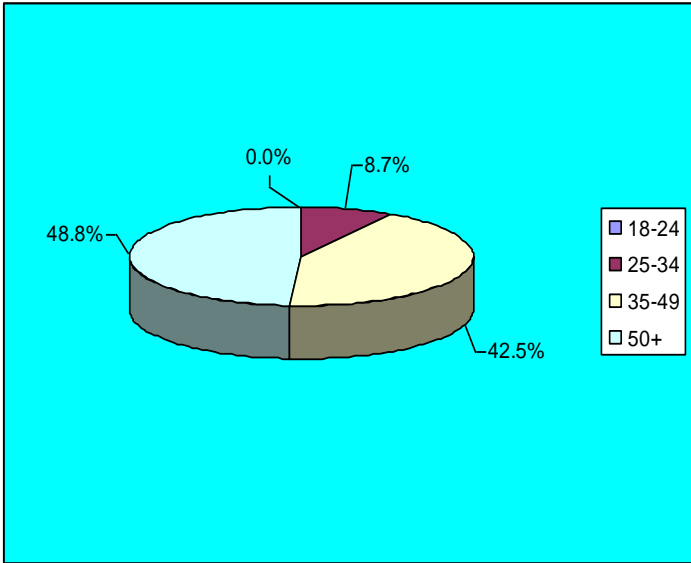
FULL-TIME FACULTY/ADMINISTRATORS



FULL-TIME FACULTY/ADMINISTRATORS



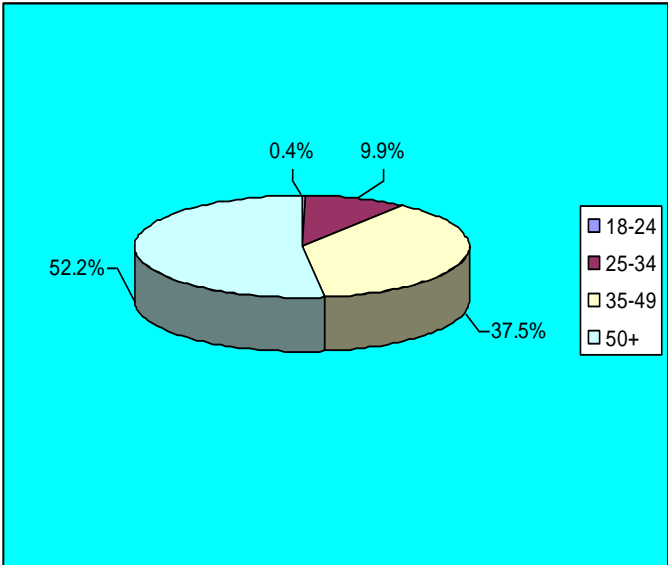
**Full-Time Faculty  
Age Distribution**



**127 Full Time Faculty Employees**

FULL TIME FACULTY AGE GROUPS				
	18-24	25-34	35-49	50+
<b>Number</b>	0	11	54	62
<b>Percent</b>	0%	8.7%	42.5%	48.8%

**Full-Time Employees  
Age Distribution**



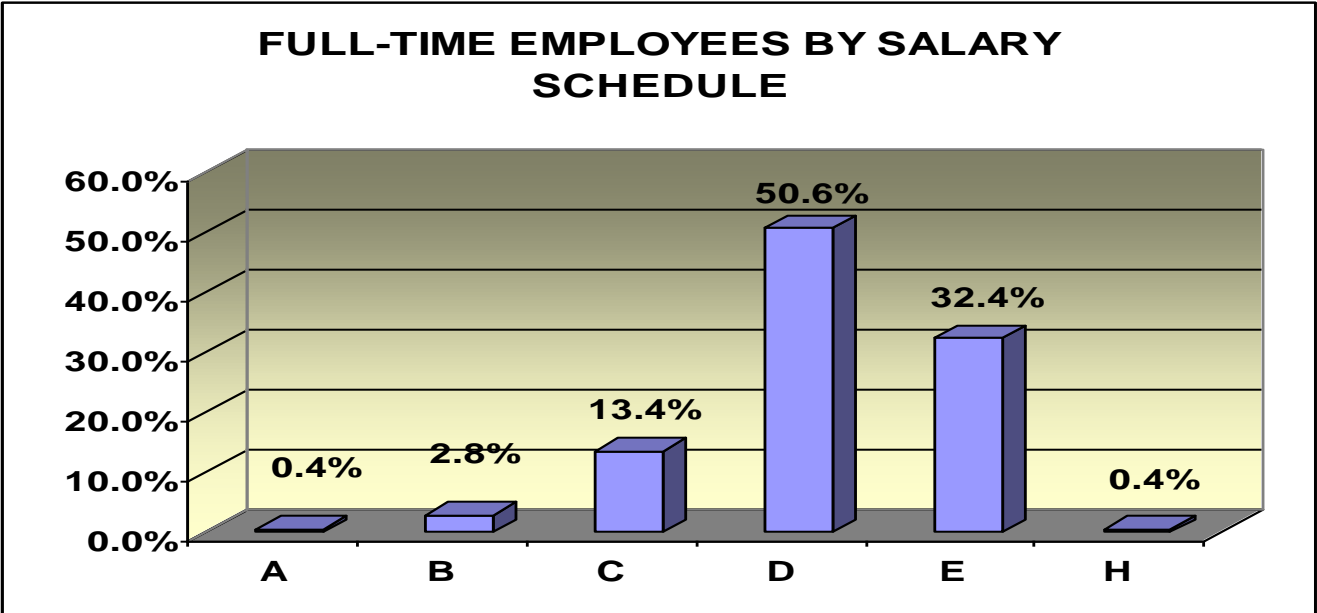
**253 Full Time Employees**

FT EMPLOYEE AGE GROUPS				
	18-24	25-34	35-49	+50
<b>Number</b>	1	25	95	132
<b>Percent</b>	.4%	9.9%	37.5%	52.2%

**Full-Time Employees by Pay Schedule**

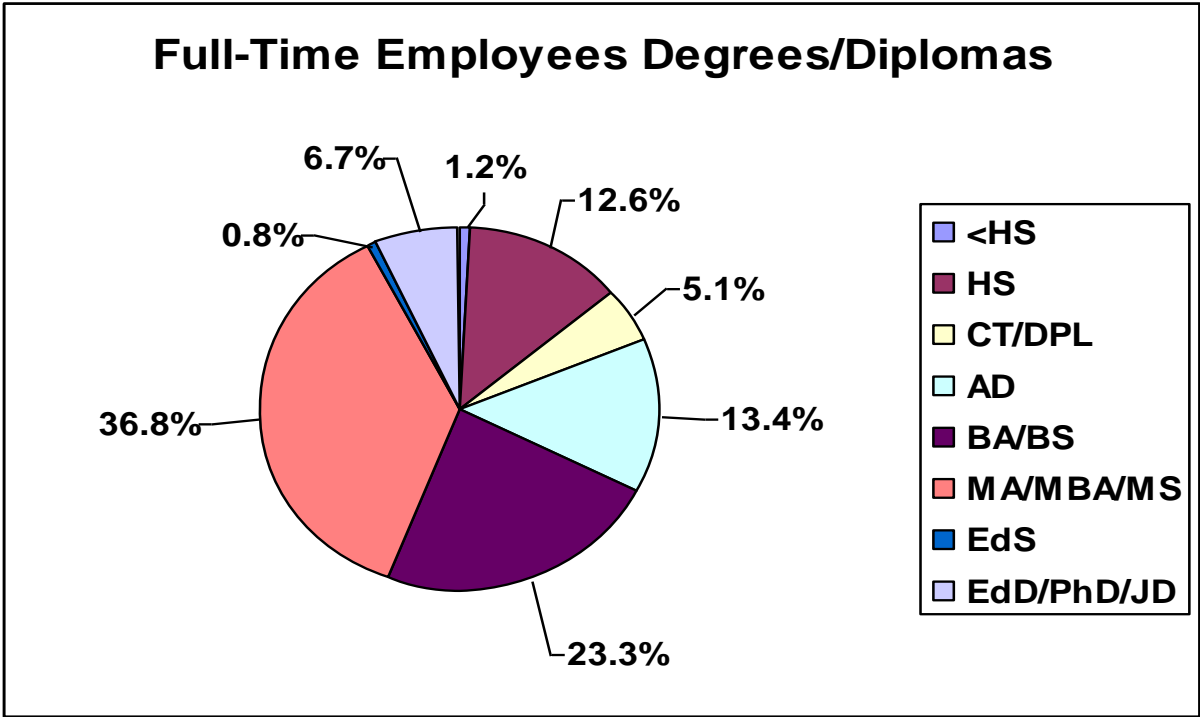
Distribution by Gender			
Schedule	Male	Female	Total
A	0	1	1
B	4	3	7
C	11	23	34
D	57	71	128
E	21	61	82
H	1	0	1
<b>Total</b>	<b>94</b>	<b>159</b>	<b>253</b>

Distribution by Ethnicity					
Schedule	Asian	Black	Hispanic	White	Total
A	0	0	0	1	1
B	0	1	0	6	7
C	0	9	1	24	34
D	1	13	0	114	128
E	0	18	1	63	82
H	0	0	0	1	1
<b>Total</b>	<b>1</b>	<b>41</b>	<b>2</b>	<b>209</b>	<b>253</b>
<b>Percentage</b>	<b>0.4%</b>	<b>16.2%</b>	<b>0.8%</b>	<b>82.6%</b>	<b>100%</b>



**FULL-TIME EMPLOYEES  
BY DEGREE/DIPLOMA OBTAINED  
FALL 2006**

Degree/Diploma	Number	Percent
Less than High School (<HS)	3	1.2%
High School (HS)	32	12.6%
Technical Diploma (CT/DPL)	13	5.1%
Associate Degree (AD)	34	13.4%
Bachelor's Degree (BA/BS)	59	23.3%
Master's Degree (MA/MS)	93	36.8%
Education Specialist (EdS)	2	.8%
Doctorate (EdD/PhD/JD)	17	6.7%
<b>Total</b>	<b>253</b>	<b>100%</b>



**ALABAMA COLLEGE SYSTEM  
CHANCELLOR'S AWARDS, 2000-2006  
WALLACE COMMUNITY COLLEGE NOMINEES**

	<b>2001</b>	<b>2002</b>	<b>2003</b>
<b>ADMINISTRATOR</b>	Dr. Mike Babb	Jane Boyette	Vickie Williams
<b>ACADEMIC FACULTY</b>	Dr. Jim Kinney	Kathy Buntin	Dr. Linda York
<b>TECHNICAL FACULTY</b>	C. Wayne Bynum	Phillip C. Purvis	Angie Livingston
<b>SUPPORT STAFF</b>	Cornelia Turner	Jane Edgar	Susan Hudspeth
	<b>2004</b>	<b>2005</b>	<b>2006</b>
<b>ADMINISTRATOR</b>	Dr. Eva Sasser	John Fergus	Amy Brabham
<b>ACADEMIC FACULTY</b>	Dr. Jim Kinney	Jackie Spivey	Lisa Sanders
<b>TECHNICAL FACULTY</b>	Gwen Galloway	Lori Logan	Mike Jernigan
<b>SUPPORT STAFF</b>	Dot Hawkins	Joy Childers	Jane Edgar

**CHANCELLOR'S AWARD STATE WINNERS  
1987-2006**

<b>1987</b>	Mina Dickens	Technical Faculty	George C. Wallace Community College
<b>1988</b>	Linda Parrish	Technical Faculty	George C. Wallace Community College
<b>1989</b>	Myra Woodham	Technical Faculty	George C. Wallace Community College
<b>1990</b>	Dr. Imogene Mixson	Administrator	George C. Wallace Community College
<b>1993</b>	Jacqueline Screws Charles D. Tucker James D. Burchett	Administrator Academic Faculty Technical Faculty	Sparks State Technical College George C. Wallace Community College Alabama Aviation and Technical College
<b>1994</b>	Jane Ann Shannon	Technical Faculty	George C. Wallace Community College
<b>1997</b>	Dr. Jerre Lu Mason Dr. Eva Sasser	Academic Faculty Technical Faculty	George C. Wallace Community College Alabama Aviation and Technical College
<b>2001</b>	Dr. Mike Babb	Administrator	Wallace Community College
<b>2004</b>	Dr. Jim Kinney	Academic Faculty	Wallace Community College

## FACULTY AND STAFF AWARDS

### Individual

### Award

Ashli Boutwell

2006-2007 Who's Who Among America's Teachers

Sally Buchanan

Alabama College System Public Relations Association State Competition Awards-  
 First Place: Catalog  
 First Place: News Placement  
 First Place: Outdoor Advertising  
 First Place: Marketing Campaign  
 Second Place: News Placement  
 Second Place: Photography (B&W)  
 Second Place: Photography (color)  
 Third Place: Newswriting  
 Third Place: Photography (color)

Vanessa Dickens

2006-2007 Who's Who Among America's Teachers

National Association of Young Children's Peer Review Member

Laci Meis

Alabama College System Public Relations Association State Competition Awards-  
 First Place: Photography

Betty Roberts

Alabama Community College Leadership Academy 2006-2007 Participant

## FACULTY AND STAFF OFFICES/POSITIONS HELD

### Individual

### Office Held

Dr. Mike Babb

Parliamentarian, Alabama College Association (ACA) Executive Committee

Frank Barefield

President, Alabama College Systems Information Services Association (ACSISA)

Ashli Boutwell

Vice-President, Council for Alabama  
Resource Development (CARD)

Amy Brabham

Vice-Chair, Alabama College Association  
Workforce Development Commission

Secretary, Training for Existing Business  
and Industry Network (TEBIN)

Jane Edgar

Member, Postsecondary Committee on  
Policy Matters

Dr. Shana Gartlan

Leadership Dothan Member

Loaned Executive, United Way

Jackie Screws

President, Alabama College Association

Charlotte Strickland

Secretary, Alabama College Association

Priscilla Tucker

Member, Academy of Advanced Item  
Writers for the Federation of State Boards  
of Physical Therapy

Karen Wilson

Interim President, Alabama Veterans Affairs  
Association

Membership Vice President, Alabama  
Veterans Affairs Association



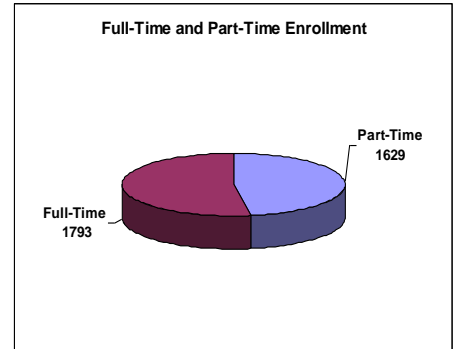
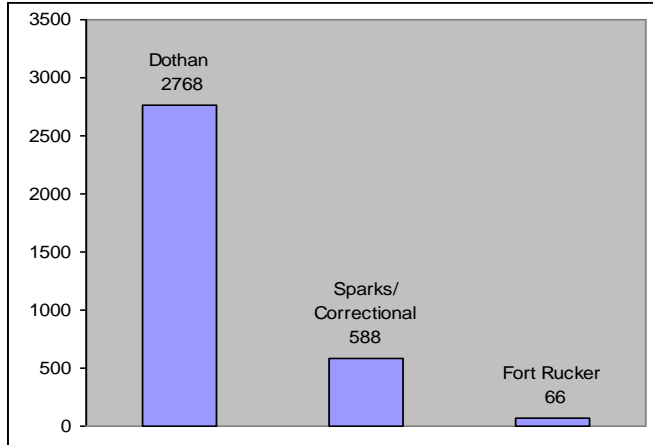


## Table of Contents

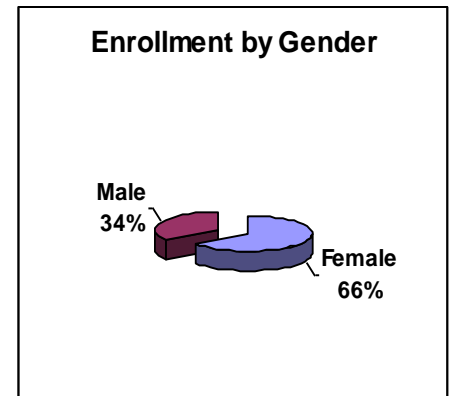
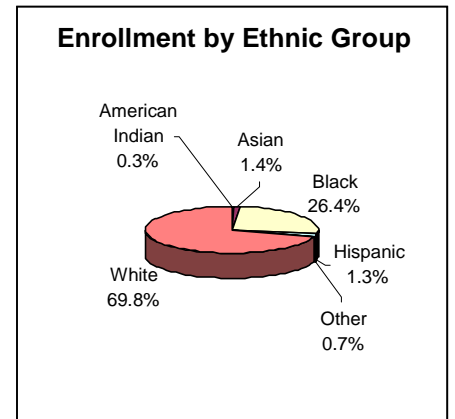
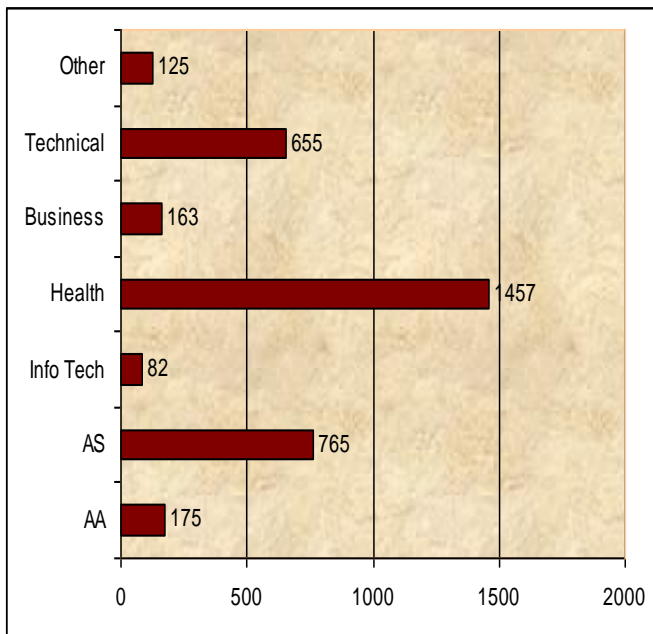
<b><i>Snapshot of Student Body</i></b> .....	41
<b><i>Enrollment by Program and Area</i></b> .....	42
<b><i>Enrollment by Campus</i></b> .....	44
<b><i>Gender Enrollment</i></b> .....	45
<b><i>Enrollment by Race</i></b> .....	46
<b><i>Enrollment by Alabama County of Residence</i></b> .....	47
<b><i>Freshmen ACT Compass Results</i></b> .....	48
<b><i>Graduates by Program</i></b> .....	49
<b><i>Degrees Conferred</i></b> .....	51
<b><i>Honor Graduates</i></b> .....	52
<b><i>Student Awards</i></b> .....	53
<b><i>Distribution of Grades</i></b> .....	57
<b><i>ACS Student Headcount Comparison</i></b> .....	58
<b><i>ACS Selected Student Characteristics</i></b> .....	59
<b><i>ACS Student Credit Hour Production Comparison</i></b> .....	60
<b><i>ACS Awards Conferred Comparison</i></b> .....	61
<b><i>ACS Secondary Education Achievements of Credit Students</i></b> .....	62
<b><i>ACS Residency Status of Credit Students</i></b> .....	62
<b><i>ACS Enrollment Trends by Age</i></b> .....	63
<b><i>ACS Enrollment Trends by Level of Study</i></b> .....	63

# Snapshot of Fall 2006 Student Body

## Enrollment by Campus/Site



## Enrollment by Program Area



**ENROLLMENT BY PROGRAM AND AREA  
FALL 2006**

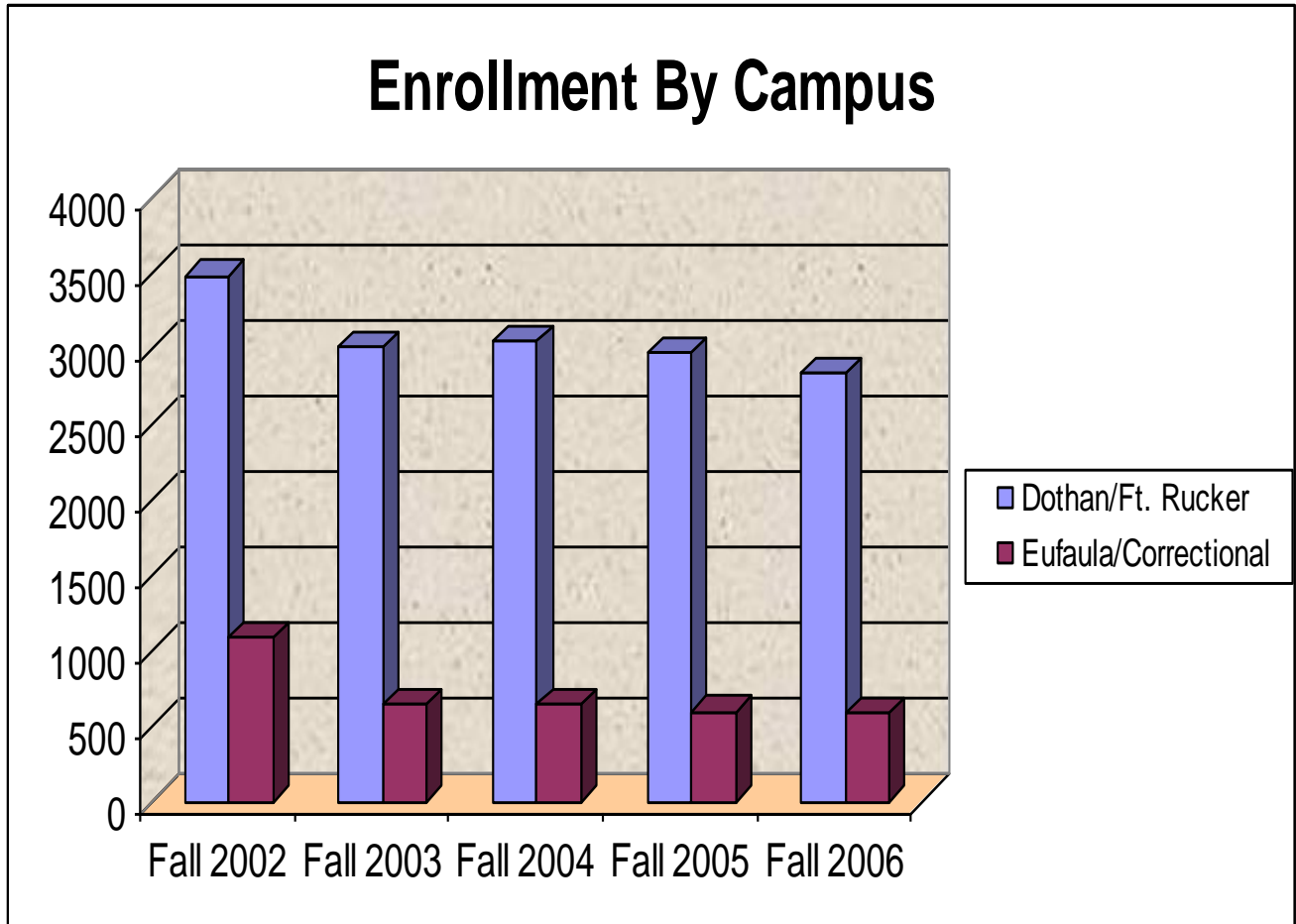
<b>PROGRAMS</b>	<b>TOTAL ENROLLED BY PROGRAM</b>	<b>W = WALLACE S = SPARKS F = FT. RUCKER</b>		
		<b>*Sparks includes Easterling and Ventress</b>		
<b>ALLIED HEALTH EDUCATION</b>				
		<b>W</b>	<b>S</b>	<b>F</b>
Emergency Medical Services	<b>30</b>	30	0	0
Medical Assisting	<b>50</b>	50	0	0
Medical Assisting- Transcription	<b>12</b>	12	0	0
Medical Assisting- Phlebotomy	<b>7</b>	7	0	0
Medical Radiologic Technology	<b>42</b>	41	1	0
Nursing, Associate Degree	<b>228</b>	222	4	2
Nursing, ADN- Baccalaureate Goal	<b>95</b>	93	0	2
Nursing, Licensed Practical	<b>134</b>	81	24	29
Nursing, LPN/ADN Mobility	<b>54</b>	53	1	0
Nursing, Univ. of AL (BSN)	<b>48</b>	48	0	0
Physical Therapist Assistant	<b>50</b>	48	2	0
Pre-Health Programs	<b>659</b>	596	55	8
Respiratory Therapist	<b>48</b>	48	0	0
<b>Subtotal</b>	<b>1457</b>	<b>1329</b>	<b>87</b>	<b>41</b>
<b>BUSINESS</b>				
		<b>W</b>	<b>S</b>	<b>F</b>
Accounting Technology	<b>45</b>	32	13	0
Business Computer Application	<b>22</b>	16	6	0
Office Administration	<b>72</b>	43	28	1
Supervision Management	<b>24</b>	15	9	0
<b>Subtotal</b>	<b>163</b>	<b>106</b>	<b>56</b>	<b>1</b>
<b>INFORMATION TECHNOLOGY</b>				
		<b>W</b>	<b>S</b>	<b>F</b>
Computer Software Support	<b>6</b>	4	2	0
Computer Applications	<b>8</b>	6	2	0
Computer Programming	<b>58</b>	39	19	0
Microcomputer Specialist	<b>3</b>	3	0	0
Internet Technology	<b>7</b>	5	2	0
<b>Subtotal</b>	<b>82</b>	<b>57</b>	<b>25</b>	<b>0</b>

**ENROLLMENT BY PROGRAM AND AREA  
FALL 2006**

PROGRAMS	TOTAL ENROLLED BY PROGRAM	W = WALLACE S = SPARKS F = FT. RUCKER		
		W	S	F
<b>TECHNICAL</b>				
Air Conditioning/Heating	36	13	23	0
Automotive Body Repair	12	0	12	0
Automotive Technology	45	42	3	0
Cabinetmaking/Carpentry	48	14	34	0
Child Development	71	49	22	0
Cosmetology	94	55	19	20
Cosmetology Instructor	0	0	0	0
Cosmetology Nail Technology	8	6	0	2
Drafting and Design Technology	101	55	46	0
Electrical Technology	74	39	35	0
Industrial Electronics Technology	33	29	4	0
Industrial Maintenance Technology	14	9	5	0
Machine Tool Technology	7	7	0	0
Masonry	36	0	36	0
Plumbing	15	0	15	0
Small Engine Repair	29	0	29	0
Upholstery	0	0	0	0
Welding	32	16	16	0
<b>Subtotal</b>	<b>655</b>	<b>334</b>	<b>299</b>	<b>22</b>
<b>OTHER ENROLLMENT</b>				
AA	175	167	7	1
AS	765	664	100	1
Undecided	125	111	14	0
<b>Subtotal</b>	<b>1065</b>	<b>942</b>	<b>121</b>	<b>2</b>
<b>Total Credit Enrollment</b>	<b>3422</b>	<b>2768</b>	<b>588</b>	<b>66</b>

**Non-credit Enrollment:**

Adult Education	510
Corporate & Continuing Ed	107
Short-Term Training	606
WorkKeys Assessments	1,084
WorkKeys Profiles	6

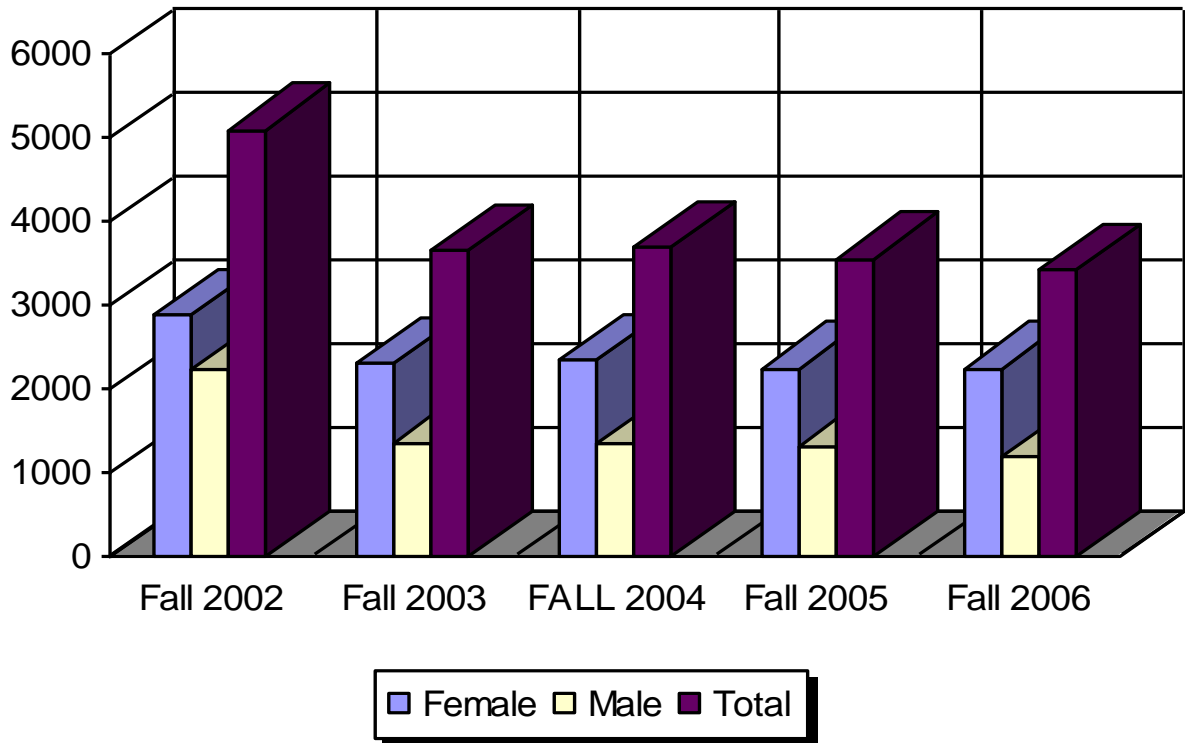


**ENROLLMENT BY CAMPUS**

	Fall 2002	Fall 2003	FALL 2004	Fall 2005	Fall 2006
<b>Dothan/Ft. Rucker</b>	3485	3017	3054	2968	2834
<b>Eufaula/Correctional</b>	1081	648	638	596	588
<b>Total</b>	<b>5106*</b>	<b>3665</b>	<b>3692</b>	<b>3564</b>	<b>3422</b>

\* Includes Ozark and Mobile enrollment: Fall 2002 = 540 students

### GENDER ENROLLMENT



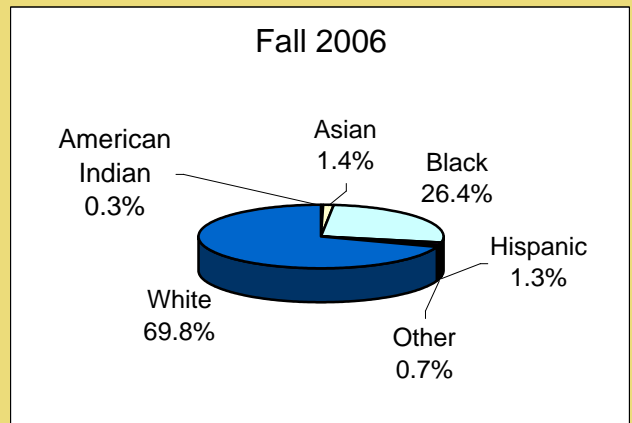
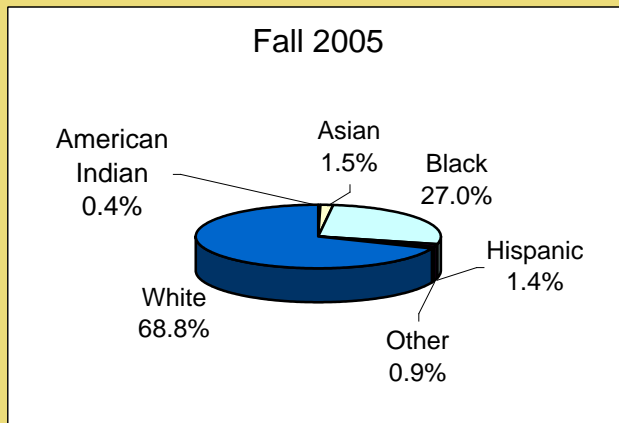
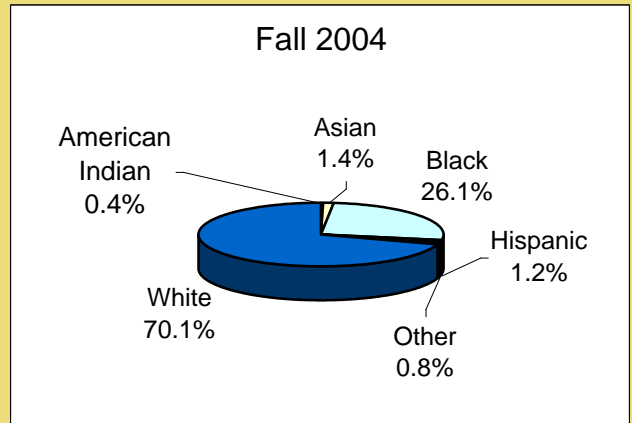
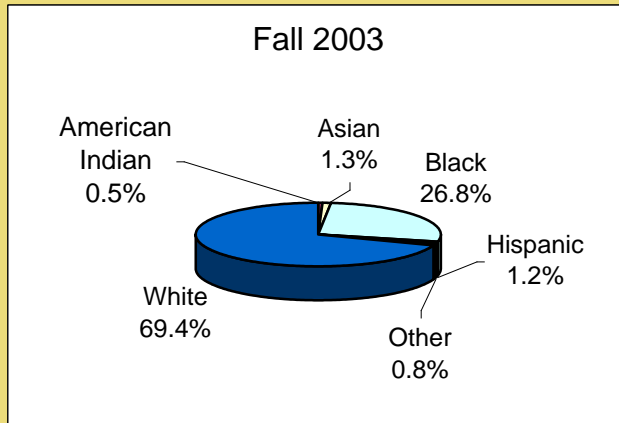
### Gender Enrollment

	Fall 2002	Fall 2003	FALL 2004	Fall 2005	Fall 2006
<b>Female</b>	2881	2302	2337	2245	2244
<b>Male</b>	2225	1363	1355	1319	1178
<b>Total</b>	<b>5106</b>	<b>3665</b>	<b>3692</b>	<b>3564</b>	<b>3422</b>

**ENROLLMENT BY RACE**

	Fall 2002	Fall 2003	FALL 2004	Fall 2005	Fall 2006
<b>American Indian</b>	25	18	14	14	10
<b>Asian</b>	70	46	50	54	47
<b>Black</b>	1250	982	964	962	904
<b>Hispanic</b>	51	45	46	50	46
<b>Other</b>	41	30	29	32	25
<b>White</b>	3669	2544	2589	2452	2390
<b>Total</b>	<b>5106</b>	<b>3665</b>	<b>3692</b>	<b>3564</b>	<b>3422</b>

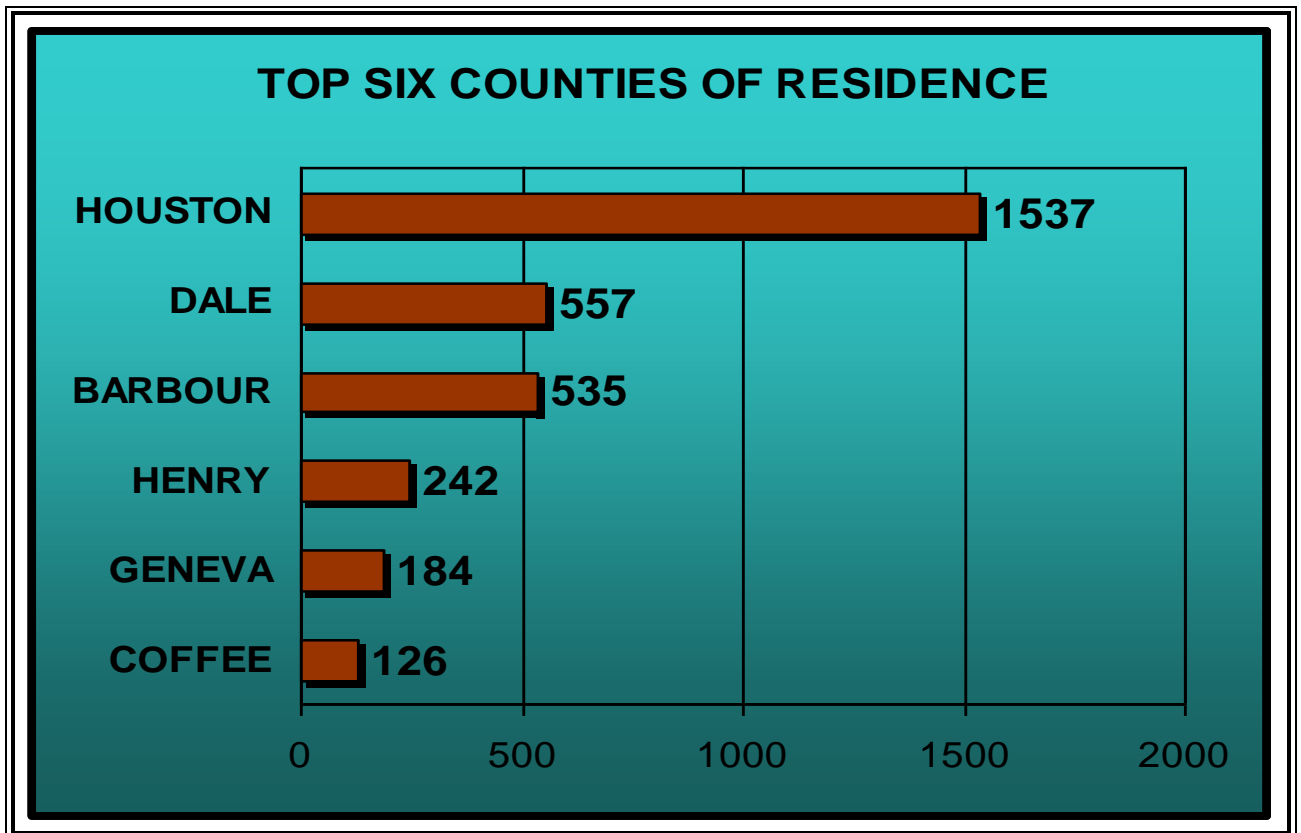
**ENROLLMENT BY RACE**



## COUNTIES OF RESIDENCE YIELDING HIGHEST ENROLLMENT FALL 2006

(COUNTY AND HEADCOUNT ENROLLED)

AL- BARBOUR	535
AL- BULLOCK	17
AL- COFFEE	126
AL- DALE	557
AL- GENEVA	184
AL- HENRY	242
AL- HOUSTON	1537
AL- PIKE	45
AL- Russell	8
GA- CLAY	6
GA- EARLY	14
GA- QUITMAN	9
GA- SEMINOLE	11
FL- BAY	5
FL- HOLMES	19
FL- JACKSON	19





## Entering Fall 2006 Freshman ACT Compass Results By High School Attended

(Area High Schools with highest enrollments)

(Results from COMPASS tests taken Summer 2006 and Fall 2006)

High School	<i># of Students tested</i>	Dev. Eng #	Dev. Eng %	Dev. Rdg #	Dev. Rdg %	Dev. Math #	Dev. Math %
Northview HS	54	8	15%	6	11%	30	56%
Dothan HS	49	13	27%	6	12%	36	73%
Eufaula HS	49	10	20%	4	8%	26	53%
Rehobeth HS	34	8	24%	6	18%	18	53%
Headland HS	25	10	40%	5	20%	17	68%
State of Alabama	20	10	50%	2	10%	17	85%
Slocomb HS	18	3	17%	3	17%	13	72%
Carroll HS	17	8	47%	2	12%	12	71%
Abbeville HS	16	5	31%	3	19%	12	75%
Dale County HS	16	3	19%	1	6%	5	31%
Ashford HS	14	2	14%	1	7%	11	79%
Barbour County HS	14	6	43%	5	36%	10	71%
North Side Methodist	12	0	0%	0	0%	5	42%
Wicksburg HS	12	3	25%	1	8%	7	58%
Houston County HS	11	0	0%	0	0%	7	64%
Ariton HS	9	2	22%	3	33%	7	78%
Dixie Academy	9	3	33%	1	11%	9	100%
Bullock County HS	8	4	50%	4	50%	5	63%
Geneva HS	8	1	13%	0	0%	4	50%
Houston Academy	8	0	0%	0	0%	0	0%
State of Georgia	8	2	25%	2	25%	3	38%
Cottonwood HS	7	2	29%	2	29%	7	100%
Emmanuel Christian	7	0	0%	0	0%	4	57%
George W. Long HS	6	1	17%	1	17%	4	67%
Ashford Academy	5	1	20%	1	20%	4	80%
Charles Henderson HS	5	1	20%	0	0%	4	80%
Geneva County HS	5	1	20%	1	20%	4	80%
Abbeville Christian Acad	4	0	0%	0	0%	1	25%
<b>TOTAL- Listed High Schools</b>	<b>450</b>	<b>107</b>	<b>24%</b>	<b>60</b>	<b>13%</b>	<b>282</b>	<b>63%</b>
<b>TOTAL- All HS students tested</b>	<b>506</b>	<b>121</b>	<b>24%</b>	<b>72</b>	<b>14%</b>	<b>321</b>	<b>63%</b>

## GRADUATES BY PROGRAM

SUMMER 2006-SPRING 2007

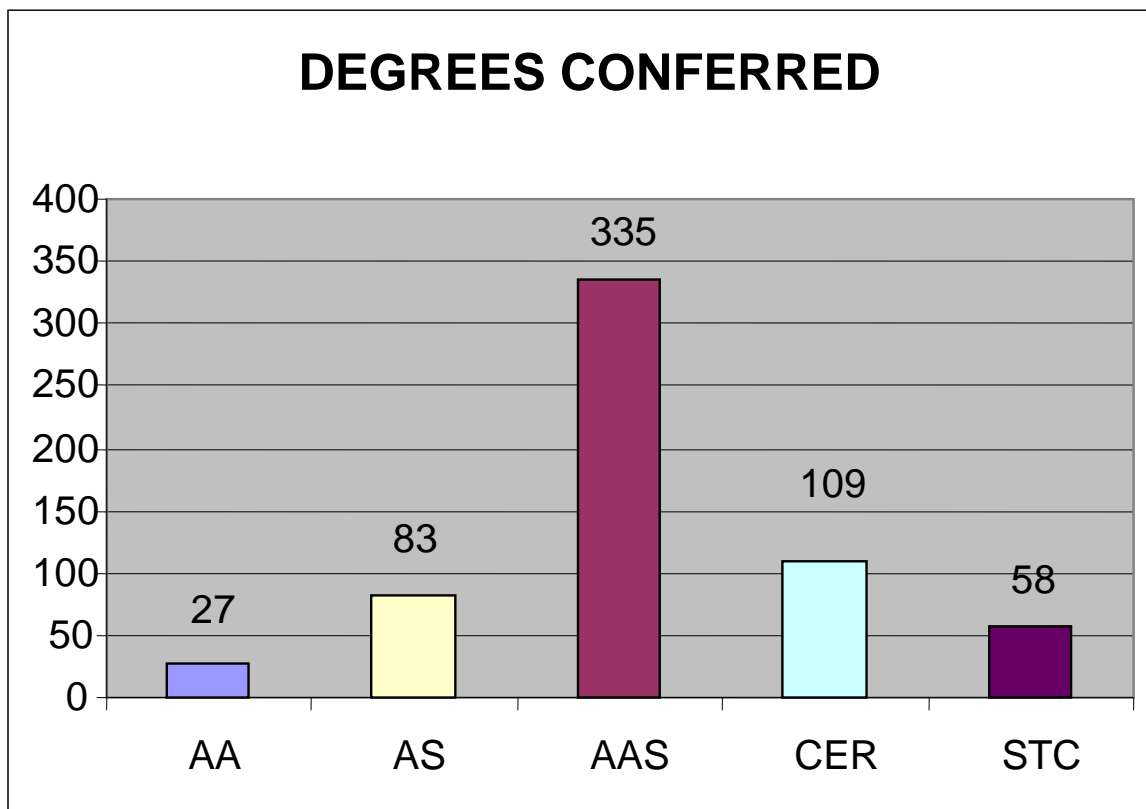
<b>Degree = Associate of Arts (AA)</b>	<b>27</b>
<b>Degree – Associate of Science (AS)</b>	<b>83</b>
<b>Degree – Associate of Applied Science (AAS)</b>	<b>335</b>
<u>Program</u>	
Air Conditioning/Refrigeration	3
Associate Degree Nursing	159
Automotive Technology	2
Child Care & Support Services Mgt.	22
Computer Science	7
Drafting and Design Technology	9
Electrical Technology	14
Emergency Medical Services	4
Flight Technology (Commercial)	1
Industrial Electronics Technology	9
Medical Assistant	8
Office Administration	47
Physical Therapist	19
Radiologic Technology	13
Respiratory Therapist	18
<b>Technical Certificate (CER)</b>	<b>109</b>
<u>Program</u>	
Air Conditioning and Refrigeration	14
Automotive Body Repair	4
Cabinetmaking	9
Cosmetology	24
Drafting and Design Technology	8
Electrical Technology	5
Masonry	5
Plumbing	4
Practical Nursing	34
Welding	2
<b>Short Certificate (STC)</b>	<b>58</b>
<u>Program</u>	
Cosmetology (Nail Tech)	3
Emergency Medical Services	12
Masonry	1
Medical Assistant	10
Small Engine Repair	32
<b>TOTAL GRADUATES</b>	<b>612</b>



## WCC DEGREES CONFERRED

(SUMMER 2006-SPRING 2007)

Degrees	Number	% of Graduates
Associate of Arts (AA)	27	4.41%
Associate of Science (AS)	83	13.56%
Associate of Applied Science (AAS)	335	54.74%
Technical Certificate (CER)	109	17.81%
Short Certificate (C26)	58	9.48%
<b>Totals</b>	<b>612</b>	<b>100.0%</b>



## HONOR GRADUATES

(SUMMER 2006-SPRING 2007)

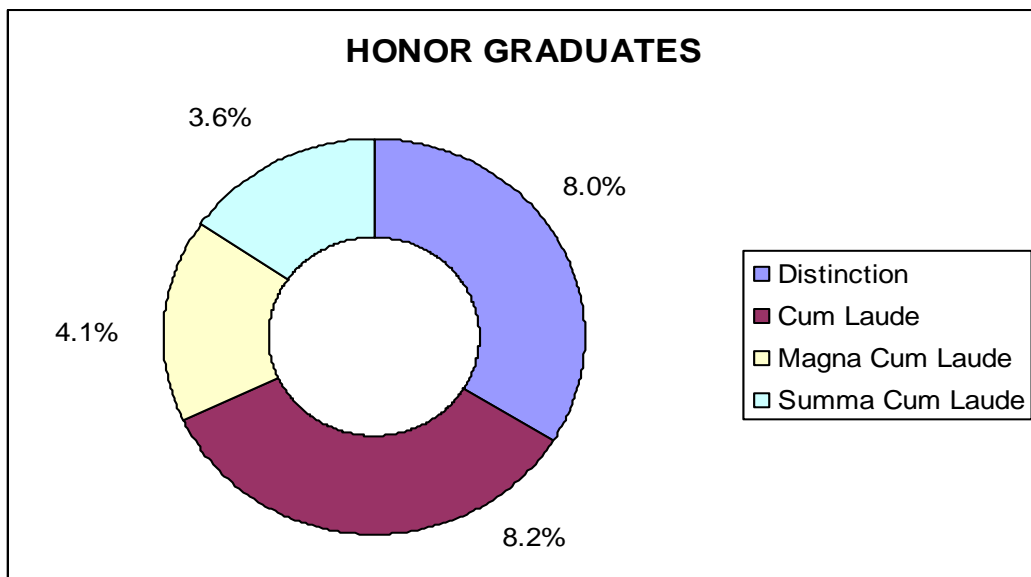
### Graduation Honors for Certificates:

- Graduation with Distinction – 3.50 to 4.0 GPA

### Graduation Honors for Degrees:

- Graduation with Honor (Cum Laude) – 3.50 to 3.69 GPA
- Graduation with High Honor (Magna Cum Laude) – 3.70 to 3.89 GPA
- Graduation with Highest Honor (Summa Cum Laude) – 3.90 to 4.00 GPA

Honor	Number	% of 612 Total Graduates
Graduation with Distinction	49	8.0%
Cum Laude	50	8.2%
Magna Cum Laude	25	4.1%
Summa Cum Laude	22	3.6%
<b>Totals</b>	<b>146</b>	<b>23.9%</b>



## STUDENT AWARDS

### James B. Allen Award

Norris L. Danzey

### All-Alabama Academic Team

Judson Campbell  
Beverly Coleman

### All-USA Academic Team Nominees for Junior and Community Colleges

Judson Campbell  
Beverly Coleman  
Allen Meadows  
Chelsea Stender

### National Technical Honor Society

Allen W. Meadows  
Desiree S. Bateman  
Robert M. Rhoades  
Jimmy Dale Smith

### Alabama Society for Respiratory Care

#### First Place State Scholars' Bowl Team

Christopher Adam Campbell  
Davon A. Daniels  
Ian M. Lowery  
*This team will represent Alabama at the national conference.*

#### Second Place State Scholars' Bowl Team

Shana D. Conrad  
Brittany Campbell  
Angela Johnston  
Laura M. Snell, alternate

#### Outstanding Student Recognition

Angela Johnston - Respiratory Therapy Student with the Highest GPA in Alabama

## Phi Theta Kappa International Honor Society

Omega Beta Chapter  
 2005 Pinnacle Bronze Chapter Award  
 Michelle Chandler, President  
 Stacey Kirkland, Vice-President, Leadership

### Phi Theta Kappa Members

#### Fall 2006

Katherine Adams  
 Whitney Anderson  
 Terri Bates  
 Grace Bauldree  
 Cynthia Bray  
 Charlene Brewer  
 Andrew Chapman  
 Candace Chapman-Umphrey  
 Laura Charlton  
 Carson Clark  
 Marina Coleman  
 Shana Conrad  
 Alicia Ferrell  
 Kristopher Fuchs  
 Julie Gashaw  
 Kimberly Gulledege  
 Melinda Gulledege  
 Crystal Herrera  
 James Kaye  
 Kevin M. LeRoy  
 Christy Lightfritz  
 Daniel Lynn  
 Christine McCauley  
 Katie McLain  
 Marcus U. McNair  
 Merlin L. Miller  
 Roida Motto  
 Rhonda Murray  
 Carrie Neal  
 Houng Nguyen  
 Rebecca Owen  
 Regina Parker  
 Amanda Phillips  
 Myra Powe  
 Neal Rosenthal  
 Haeyoung Sanders  
 William Sanders  
 Grace Sansom  
 April Shehane  
 Joshua Smith

Paden Standifer  
 Crystal Stine  
 Daniel Strickland  
 Amber Strops  
 Kimberly Watts  
 Jaroslaw Wawryn  
 Amy Weisiger  
 Hillary Welch  
 Lesley Woodruff  
 Donna Yost

#### Spring 2007

Lee Ann Brooks  
 Morgan M. Burdeshaw  
 Wanda L. Chumney  
 Channing Elizabeth Coker  
 Missy M. Collins  
 Carrie S. Culver  
 Lindsey K. Cunningham  
 Christopher W. Davis  
 Matthew R. Fergus  
 Kristopher C. Flipppo  
 Randall S. Gay  
 Coy M. Hall  
 Kelly M. Irvin  
 Melissa Nicole King  
 Sondra J. Miliner  
 Justine A. Moore  
 Matthew S. Morris  
 Katherine E. Murphy  
 Marsha D. Ogletree  
 Kendra R. Owens  
 Michelle Pezzella  
 Linda K. Powell  
 Adam E. Rominger  
 Jennifer R. Schinke  
 Nikia J. Scott  
 Brenda L. Sewell  
 Katie E. Smith  
 Mary E. Smith  
 Ashley Starling

Mary Elizabeth Stubbs  
 Matthew J. Welch  
 Jessica L. West  
 Wendalley Whigham  
 Allesia M. White  
 Kellie Jo Wilson

#### Summer 2007

Tony Coleman  
 April M. Stephens  
 Beanna O. Tucker

**Phi Beta Lambda State Competition Awards**

Suzanne Thomas	2 <sup>nd</sup> Place - Principles of Management
Cecilia D. Pugh	3 <sup>rd</sup> Place – Public Speaking

**Who's Who Among Students in American Junior Colleges**

Michelle Lynn Chandler	Allen W. Meadows
David Wallace Fleming	Rhoida M. Motto
Jacqueline N. Gabrielli	Hoang H. Hguyen
Brandi J. Johnson	Kesha Nicole Parish
Shea M. Killebrew	Regina Kay Parker
Casey N. McGriff	Jimmy D. Smith
Katie M. McLain	Suzannah A. Wells

**WCC Diplomats**

Selina Broxton	Brittany M. Mims
Judson L. Campbell	Trinity N. Osborn
Cody L. Cobb	Amanda L. Phillips
Lois Conner	Julia M. Riley
Norris L. Danzey	Tina Rumph
Keianna S. Dillard	Jennifer R. Welch
Latrenda K. Jackson	

**Music Awards**

Andrea D. Lopez	Miklos Bencze Voice Scholarship
Courtney Michelle Clegg	W.C. Handy Award

**Loyola University Jazz Festival Awards**

Courtney M. Price	Outstanding Musicianship – Alto Saxophone
Joshua D. Birge	Outstanding Musicianship – Tenor Saxophone
Melissa A. Brackin	Outstanding Musicianship – Piano
Dustin T. Smith	Outstanding Musicianship – Trumpet
David C. Clark	Outstanding Musicianship – Tenor Saxophone
Garrett G. Branch	Outstanding Musicianship – Drums

**Athletic Awards****Lady Governors Softball – 2006 Southern Division Champions**

Ashley A. Huntley	All Region Team
-------------------	-----------------

**Governors Baseball – 2006 Southern Division Champions**

Andrew C. Starr	All Region Team and First Team – All Conference
David C. Mason	Second Team All Conference
Michael A. Precise	Second Team All Conference



**Nursing Awards**

Heather M. Besecker	CindaJo Overton Scholarship
Sandra D. Shellhouse	CindaJo Overton Scholarship

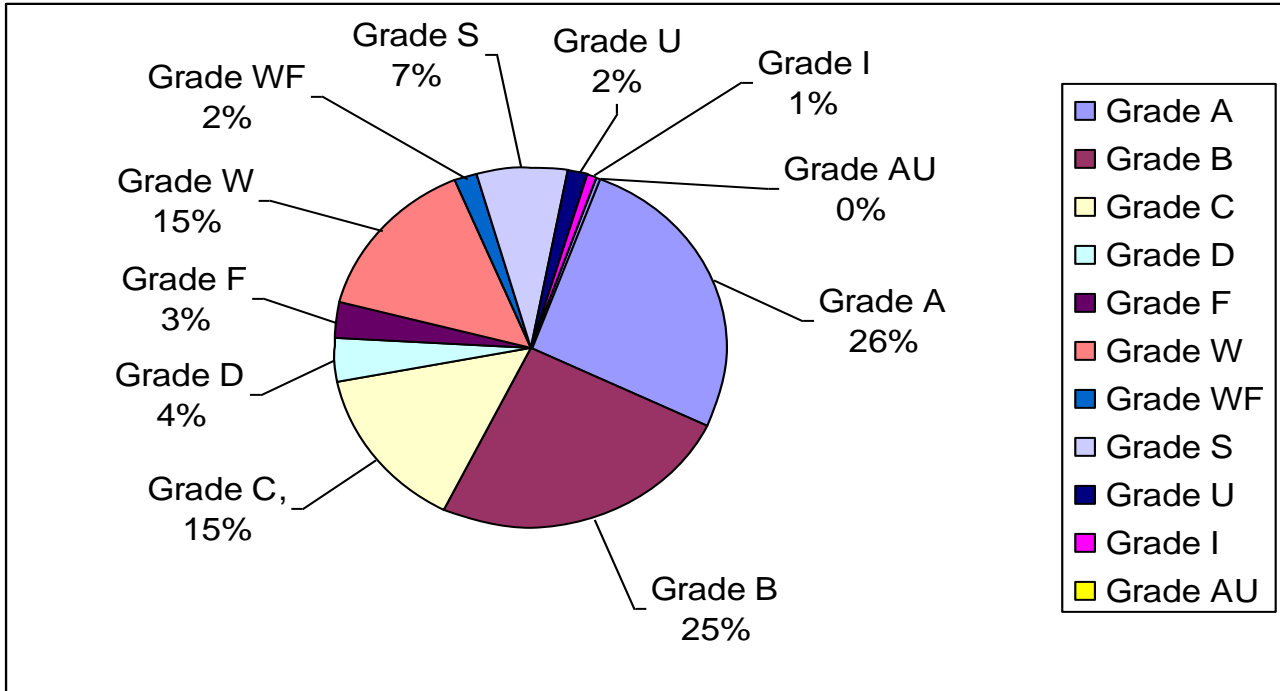
**Vocational Industrial Clubs of America (VICA)**

Charles Golden	2001	Masonry, 1 <sup>st</sup> Alabama Masonry, 9 <sup>th</sup> USA
Mac Bynum	2001	Prepared Speech, 1 <sup>st</sup> Alabama Prepared speech, 6 <sup>th</sup> USA
Brian Davis	2001	Auto Body, 1 <sup>st</sup> Alabama
Adam Chalkley	2001	Internet Technologies, 1 <sup>st</sup> Alabama
Adam Chalkley		Vice President
Aaron Green	2001	Computer Electronics, 2 <sup>nd</sup> Alabama
Steve Cunningham	2001	Architectural Drafting, 2 <sup>nd</sup> Alabama
Solomon Guilford	2001	Job Demonstration Skills, 1 <sup>st</sup> AL Job Demonstration Skills, 3 <sup>rd</sup> USA
Salim Smith	2001	Job Interview, 2 <sup>nd</sup> Alabama
	2001	President
Selena Shirah	2001	Nail Technology, 3 <sup>rd</sup> Alabama
Curtis Bynum	2002	Masonry, 1 <sup>st</sup> Alabama Masonry, 6 <sup>th</sup> USA
Lamanda Miles	2002	Masonry, 2 <sup>nd</sup> Alabama
Mac Bynum	2002	Prepared Speech, 1 <sup>st</sup> Alabama Prepared Speech, 3 <sup>rd</sup> USA
Mary Jo Richardson	2002	Auto Body, 3 <sup>rd</sup> Alabama
Jonathan Halbert	2002	Technical Drafting, 1 <sup>st</sup> Alabama
	2002	Technical Drafting, 2 <sup>nd</sup> USA
Jeremy Sanders	2003	Masonry, 4 <sup>th</sup> Alabama
Curtis Bynum	2003	Masonry, 1 <sup>st</sup> Alabama
	2003	Masonry, 5 <sup>th</sup> USA
Jeremy Sanders	2004	Masonry, 3 <sup>rd</sup> Alabama

**Alabama Skills USA (Formerly VICA)**

Billy Grubbs	2005	Masonry, 1 <sup>st</sup> Alabama
Clayton Barnett	2005	Masonry, 2 <sup>nd</sup> Alabama
David Tye	2005	Technical Drafting, 2 <sup>nd</sup> Alabama
David Tye	2006	Technical Drafting, 1 <sup>st</sup> Alabama
Allen Meadows	2006	Technical Drafting, 3 <sup>rd</sup> Alabama
Jacob Miller	2006	Architectural Drafting, 2 <sup>nd</sup> Alabama
Heather Philips	2006	Related Technical Math, 2 <sup>nd</sup> Alabama
Jerry Miller	2006	Masonry, 1 <sup>st</sup> Alabama National Contest, 4 <sup>th</sup>
Clayton Barnett	2006	Masonry, 2 <sup>nd</sup> Alabama
Clayton Barnett	2007	Masonry, 3 <sup>rd</sup> Alabama
Allen Meadows	2007	Technical Drafting, 2 <sup>nd</sup> Alabama
Jacob Milner	2007	Architectural Drafting, 2 <sup>nd</sup> Alabama
Chad Hammond	2007	Architectural Drafting, 3 <sup>rd</sup> Alabama

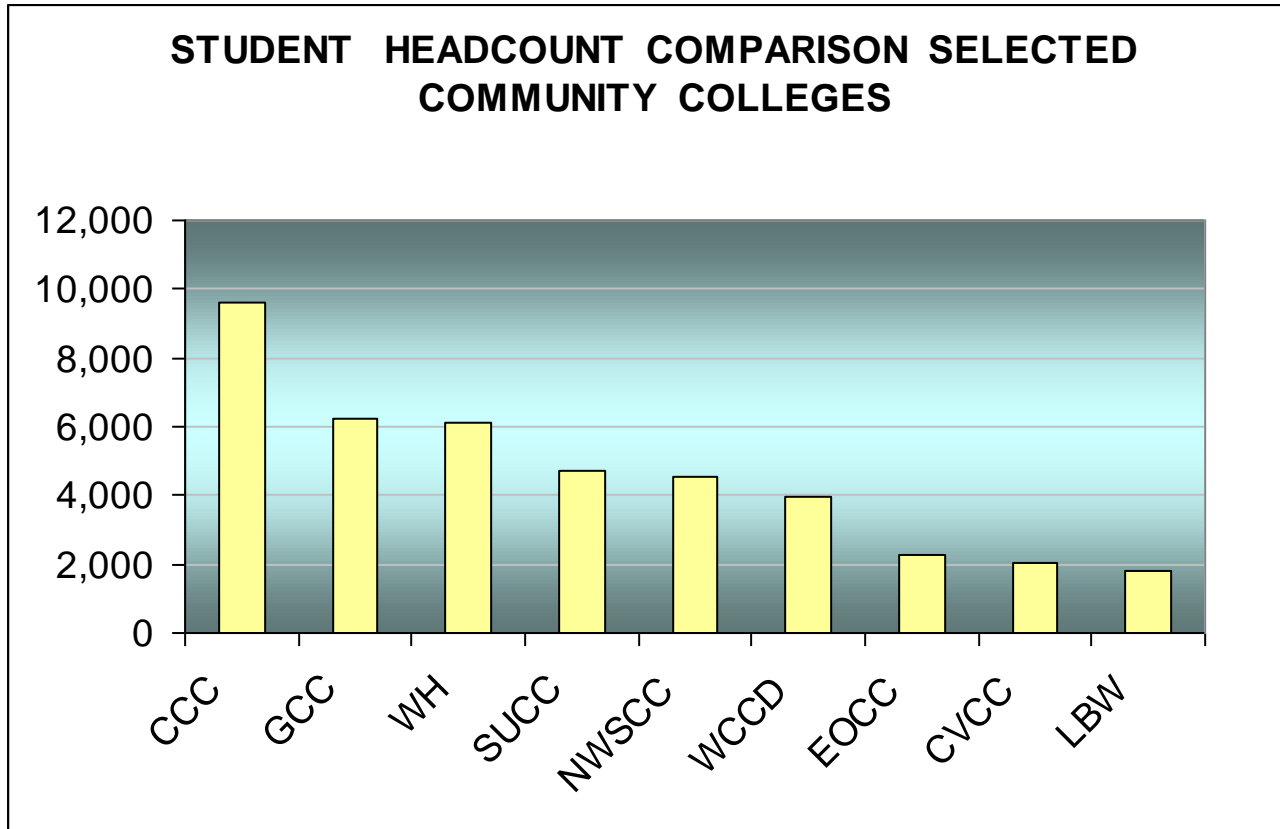
**DISTRIBUTION OF GRADES- Fall 2006 (All Campuses)**



<b>GRADE</b>	<b>NUMBER</b>	<b>PERCENTAGE</b>
Grade A	3194	26%
Grade B	2951	25%
Grade C	1761	15%
Grade D	461	4%
Grade F	373	3%
Grade W	1795	15%
Grade WF	183	2%
Grade S	891	7%
Grade U	205	2%
Grade I	100	1%
Grade AU	3	0%
<b>TOTAL</b>	<b>11,917</b>	<b>100%</b>

ALABAMA COLLEGE SYSTEM

FALL 2006



FALL 2006 HEADCOUNT COMPARISONS			
College	Credit	Non-Credit	Total
Calhoun Community College	8,542	1,067	9,609
Gadsden Community College	5,208	1,024	6,232
Wallace Community College – Hanceville	5,403	729	6,132
Southern Union State Community College	4,595	136	4,731
Northwest-Shoals Community College	3,491	1,076	4,567
<b>Wallace Community College – Dothan</b>	3,422	549	3,971
Enterprise-Ozark Community College	1,951	344	2,295
Chattahoochee Valley Community College	2,049	0	2,049
Lurleen B. Wallace Community College	1,376	436	1,812

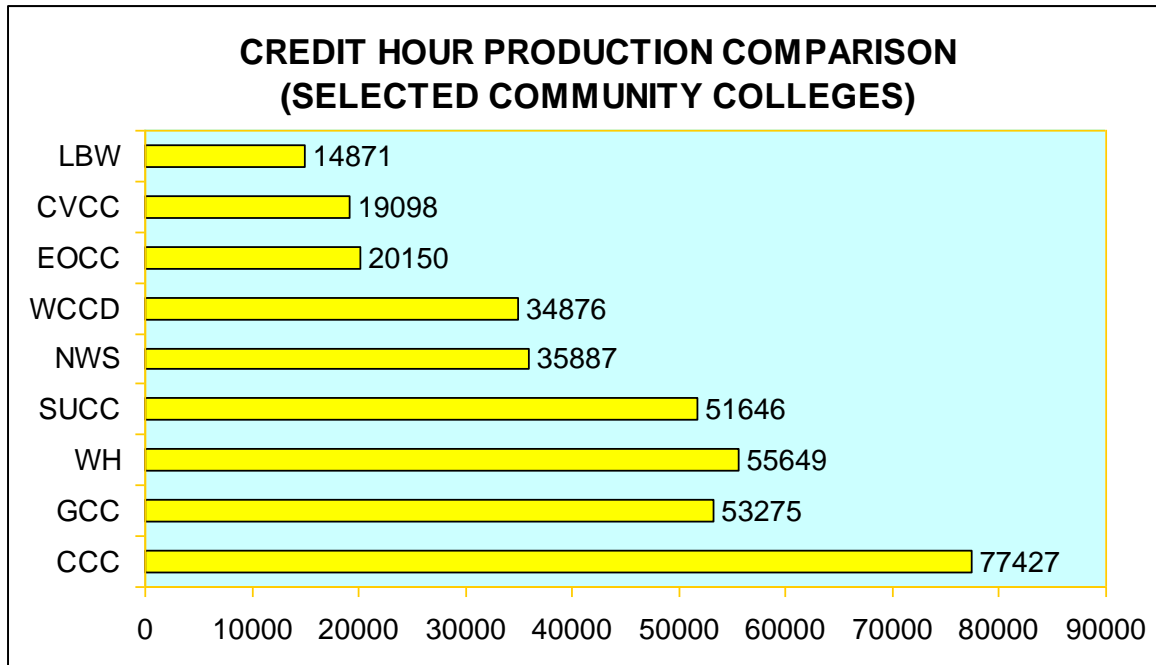
\*Figures above are published on the ACS Web site: [www.acs.cc.al.us](http://www.acs.cc.al.us). See Web site for complete listing of ACS data.

**ALABAMA COLLEGE SYSTEM  
SELECTED STUDENT CHARACTERISTICS  
FALL 2006**

<i>College</i>	<i>Male</i>	<i>Female</i>	<i>White</i>	<i>Black</i>	<i>Other Ethnic Origin</i>	<i>Total Headcount</i>
Calhoun Community College	4,339	5,270	6,893	1,814	902	9,609
Chattahoochee Valley Community College	683	1,366	1,001	903	145	2,049
Enterprise-Ozark Community College	1,110	1,185	1,672	475	148	2,295
Gadsden State Community College	2,685	3,547	4,743	1,190	299	6,232
Lurleen B. Wallace Community College	664	1,148	1,490	277	45	1,812
Northwest-Shoals Community College	1,787	2,780	3,926	492	149	4,567
Southern Union State Community College	2,122	2,609	3,622	991	118	4,731
<b>Wallace Community College (Dothan)</b>	1,436	2,535	2,855	983	133	3,971
Wallace State Community College (Hanceville)	2,256	3,876	5,658	314	160	6,132
*ACS Grand Total	41,538	56,974	66,051	25,751	6,710	98,512

\*Figures above are published on the ACS Web site: [www.acs.cc.al.us](http://www.acs.cc.al.us). See Web site for complete listing of ACS data.

**ALABAMA COLLEGE SYSTEM  
FALL 2006**

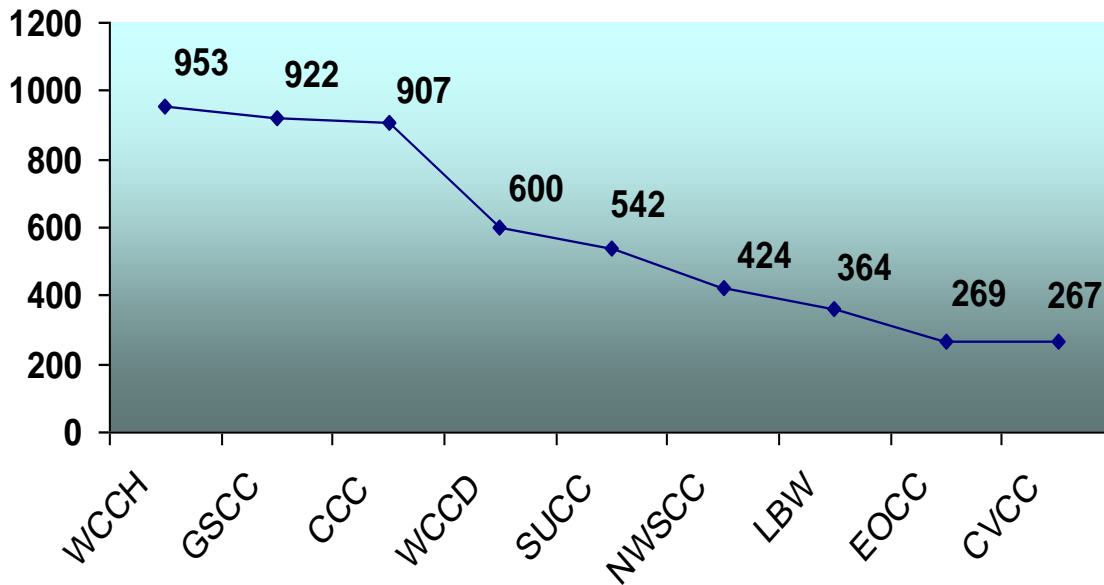


FALL 2006 COMPARISONS	
College	Credit Hour Production
Calhoun Community College	77,427
Gadsden Community College	53,275
Wallace Community College – Hanceville	55,649
Southern Union Community College	51,646
Northwest-Shoals Community College	35,887
<b>Wallace Community College – Dothan</b>	34,876
Enterprise-Ozark Community College	20,150
Chattahoochee Valley Community College	19,098
Lurleen B. Wallace Community College	14,871

\*Figures above are published on the ACS Web site: [www.acs.cc.al.us](http://www.acs.cc.al.us). See Web site for complete listing of ACS data.

ALABAMA COLLEGE SYSTEM

### Awards Conferred Comparison (Selected ACS Colleges)



**INSTRUCTIONAL YEAR 2005-2006 COMPARISON**

College	Short Cert	Cert/Dpl	AAS/AAT AA/AS	Total
Wallace CC - Hanceville	38	194	721	953
Gadsden Community College	213	190	519	922
Calhoun Community College	177	79	651	907
<b>Wallace CC - Dothan</b>	53	212	335	600
Southern Union Community College	107	53	382	542
Northwest-Shoals CC	45	58	321	424
Lurleen B. Wallace CC	68	90	206	364
Enterprise-Ozark CC	22	9	238	269
Chattahoochee Valley CC	3	37	227	267

\*Figures above are taken from the IPEDS Peer Analysis System web site: <http://www.nces.ed.gov/ipeds/pas/>

**ALABAMA COLLEGE SYSTEM**  
**Fall 2006-2007**

**Secondary Education Achievements of Credit Students**

<i>Achievement</i>	<i>Number of Students</i>
GED	7,852
High School Graduate	63,126
No. High School Diploma	7,155
Unknown	1,197
<b>Grand Total</b>	<b>79,330</b>

**Residency Status of Credit Students**

<i>Residency Status</i>	<i>Number of Students</i>
Foreign	349
In State	75,394
Out of State	3,587
Unknown	0
<b>Grand Total</b>	<b>79,330</b>

\*Figures above are published on the ACS Web site: [www.acs.cc.al.us](http://www.acs.cc.al.us). See Web site for complete listing of ACS data.

**ALABAMA COLLEGE SYSTEM**  
**Fall 2006-2007**

**Enrollment Trends by Age**

<b>Year</b>	<b>Under 18</b>	<b>18-19</b>	<b>20-21</b>	<b>22-24</b>	<b>25-29</b>	<b>30-34</b>	<b>35-39</b>	<b>40-49</b>	<b>50-64</b>	<b>65 &amp; Over</b>	<b>Unknown</b>	<b>Average Age</b>
2002-2003	3,621	20,445	15,755	11,432	10,991	8,179	5,974	9,021	4,956	1,438	2,494	28.05
2003-2004	4,918	21,391	15,788	11,803	11,799	9,021	6,594	9,752	5,401	1,869	5,337	28.29
2004-2005	5,408	21,036	15,653	11,562	11,488	8,469	6,244	9,221	5,422	1,646	5,512	28.04
2005-2006	6,891	21,525	15,837	11,269	11,373	8,149	6,194	8,833	5,374	1,377	9,883	27.58
2006-2007	6,008	21,459	16,067	10,801	11,218	7,612	6,088	8,417	5,210	1,699	3,933	27.81

**Enrollment Trends by Level of Study**

<b>Term</b>	<b>Freshman</b>	<b>Sophomore</b>	<b>Other Credit</b>	<b>Total Credit</b>	<b>Non-Credit</b>	<b>Total</b>
2002-2003	47,423	28,177	5,937	81,537	12,769	94,306
2003-2004	49,351	27,346	7,355	84,052	19,621	103,673
2004-2005	47,823	25,017	9,479	82,319	19,342	101,661
2005-2006	47,748	22,251	12,088	82,087	24,618	106,705
2006-2007	47,192	22,566	9,572	79,330	19,182	98,512

\*Figures above are published on the ACS Web site: [www.acs.cc.al.us](http://www.acs.cc.al.us). See Web site for complete listing of ACS data.



## DEGREE AND CERTIFICATE PROGRAMS Table of Contents



***Academic Program Inventory*..... 65**

***Distance Education*..... 67**


***Health Sciences Certification/Licensure Program*..... 68**

***Cosmetology/Nail Tech Certification Licensure Program*..... 70**



**ACADEMIC PROGRAM INVENTORY**

<b>PROGRAMS</b>	<b>CIP CODE</b>	<b>A = ASSOCIATE DEGREE C = CERTIFICATE S = SHORT CERTIFICATE</b>		
<b>ALLIED HEALTH AND NURSING EDUCATION</b>				
Emergency Medical Services	51.0904	A	C	S
Medical Assisting	51.0801	A		S
Medical Assisting- Transcription	51.0708			S
Medical Assisting- Phlebotomy	51.0708			S
Nursing, Associate Degree	51.1601	A		
Nursing, Practical	51.1613		C	
Physical Therapist Assistant	51.0806	A		
Radiologic Technology	51.0907	A		
Respiratory Therapist	51.0908	A	C	
<b>BUSINESS AND INFORMATION PROCESSING</b>				
Accounting Technology	52.0401	A	C	
Business Computer Application	52.0401	A	C	
Office Administration	52.0401	A	C	
Supervision Management	52.0401	A	C	
<b>COMPUTER INFORMATION SCIENCE</b>				
Computer Applications	11.0101	A	C	
Computer Programming	11.0101	A	C	
Internet Technology	11.0101	A	C	



**ACADEMIC PROGRAM INVENTORY**

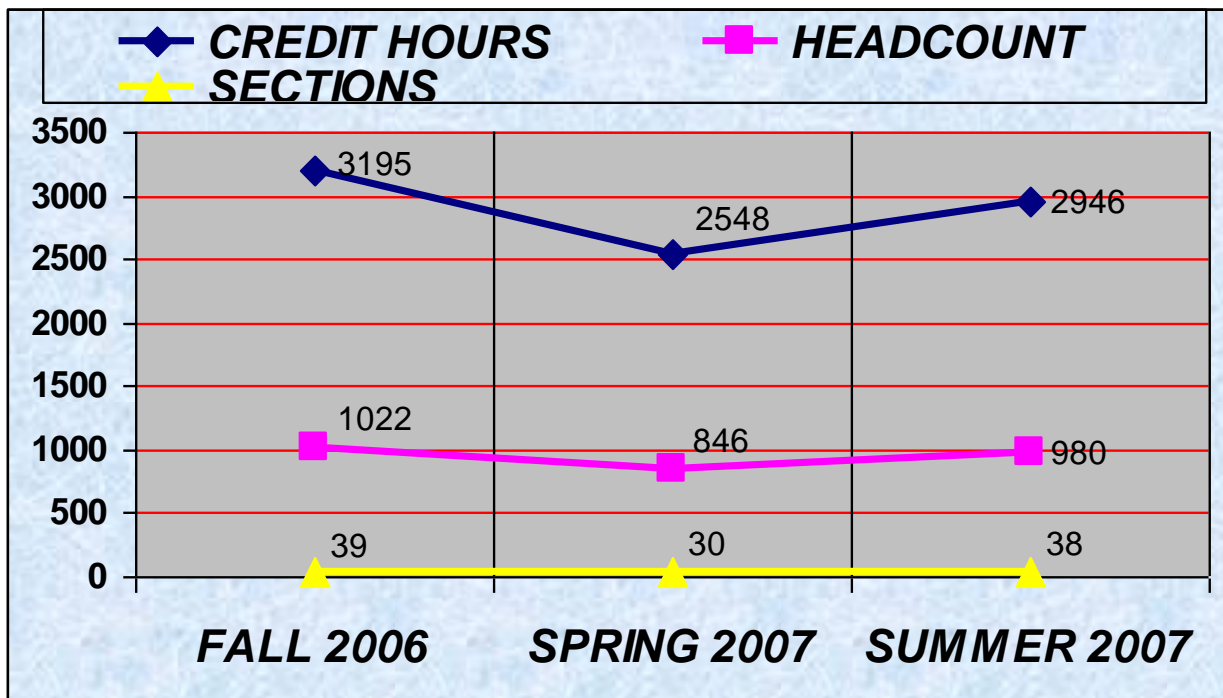
PROGRAMS	CIP CODE	A = ASSOCIATE DEGREE C = CERTIFICATE S = SHORT CERTIFICATE		
<b>TECHNICAL</b>				
Air Conditioning/Refrigeration	15.0501	A	C	S
Automotive Body Repair	47.0603		C	S
Automotive Technology	15.0803	A	C	
Cabinetmaking/Carpentry	48.0703		C	S
Child Development	19.0708	A	C	S
Cosmetology	12.0401		C	S
Cosmetology Instructor	12.0499			S
Cosmetology Nail Technology	12.0401		C	S
Drafting and Design Technology	15.1301	A	C	S
Electrical Technology	46.0302	A	C	
Industrial Electronics Technology	47.0105	A	C	S
Industrial Maintenance Technology	47.0303	A	C	S
Machine Tool Technology	48.0507	A	C	S
Masonry	46.0101		C	S
Plumbing	46.0503		C	S
Small Engine Repair	47.0606			S
Welding	48.0508		C	



**WALLACE COMMUNITY COLLEGE DISTANCE EDUCATION**

Wallace Community College offers instruction through the use of the Internet. Students can enroll in an Internet course from anyplace in the world using any computer platform at any time of the day or night. Information and resources can be accessed as long as the student has a computer with an Internet connection. These courses are convenient to students, to instructors, and to the College. Students can register, do coursework, conduct research, and communicate with the instructor via the Internet without having to leave their home or office. Instructors can update course materials with relative ease and provide guidance and support without being confined to a classroom and office hours. This learning process stresses active participation and interaction from both instructors and students. It creates a medium of collaboration, conversation, discussions, exchange, and communication of ideas while extending the boundaries of traditional classroom learning.

**WCC DISTANCE EDUCATION  
FALL 2006 - Summer 2007**

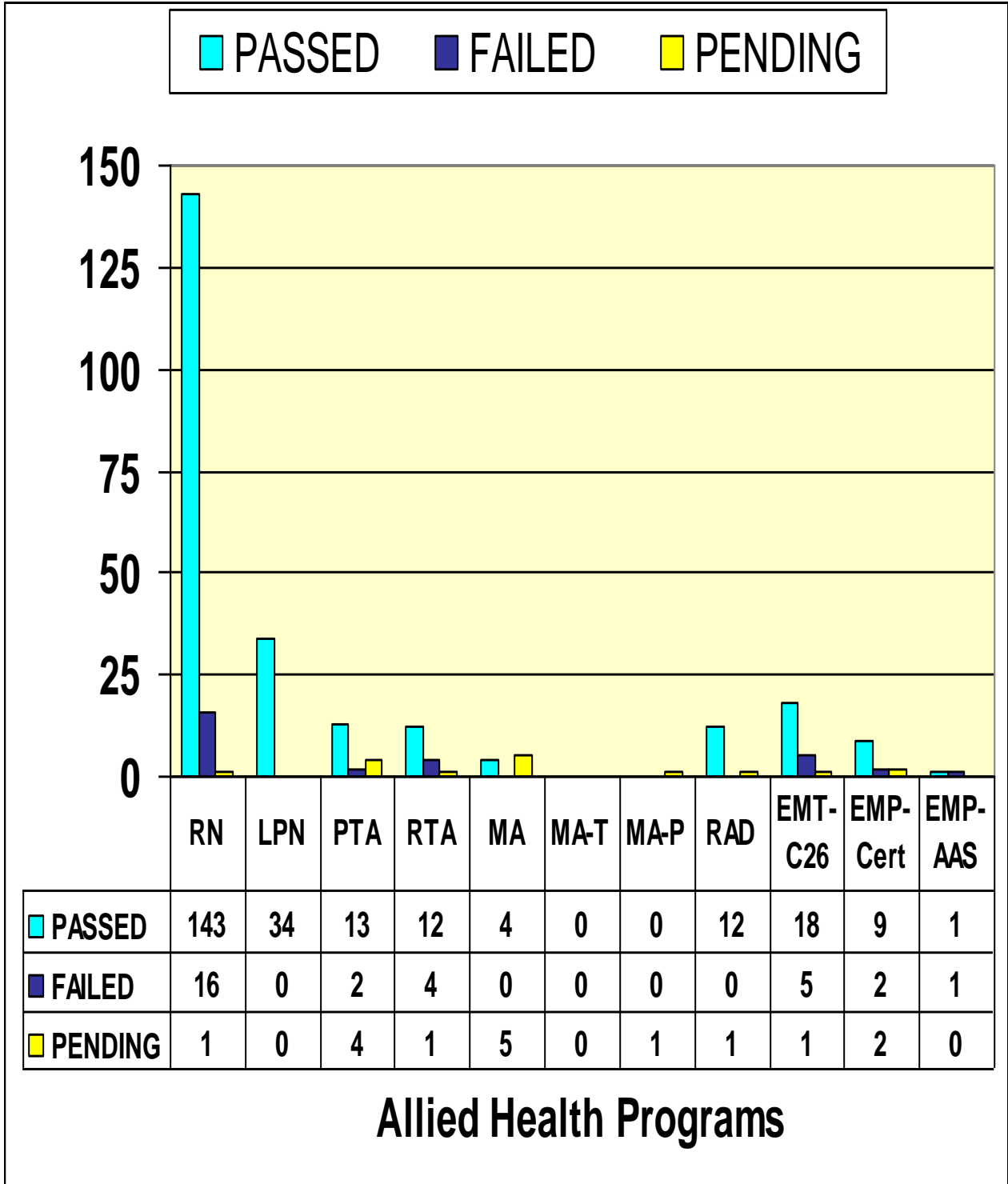


	CREDIT HOURS	HEAD COUNT	SECTIONS
FALL 2006	3195	1022	39
SPRING 2007	2548	846	30
SUMMER 2007	2946	980	38
<b>TOTAL</b>	<b>8689</b>	<b>2848</b>	<b>107</b>

<b>WALLACE COMMUNITY COLLEGE</b>					
<b>HEALTH SCIENCES</b>					
<b>2006-2007 CERTIFICATION/LICENSURE PERFORMANCE</b>					
<b>CUMULATIVE TOTALS</b>					
<b>Program</b>	<b># Of Graduates</b>	<b>Employed In Field</b>	<b>Passed</b>	<b>Failed</b>	<b>Pending</b>
Associate Degree Nursing (RN)-AAS	160	159	143	16	1
Practical Nursing (LPN)-CERT	34	32	34	0	0
Physical Therapist Assistant-AAS	19	18	13	2	4
Respiratory Therapy-AAS	17	12	12	4	1
Medical Assisting-AAS	9	9	4	0	5
Medical Assisting-Transcription-C26	5	3	N/A	N/A	N/A
Medical Assisting-Phelbotomy-C26	1	1	0	0	1
Medical Radiologic Technology-AAS	13	13	12	0	1
Emergency Medical Services (Basic EMT)-C26	24	23	18	5	1
Emergency Medical Services (Paramedic)-CERT	13	13	9	2	2
Emergency Medical Services (Paramedic)-AAS	2	2	1	1	0

<b>WALLACE COMMUNITY COLLEGE</b>					
<b>HEALTH SCIENCES</b>					
<b>2006-2007 CERTIFICATION/LICENSURE PERFORMANCE</b>					
<b>CUMULATIVE PERCENTAGES</b>					
<b>Program</b>	<b># Of Graduates</b>	<b>Employed In Field</b>	<b>Passed</b>	<b>Failed</b>	<b>Pending</b>
Associate Degree Nursing (RN)-AAS	160	99%	89%	10%	1%
Practical Nursing (LPN)-CERT	34	94%	100%	0%	0%
Physical Therapist Assistant-AAS	19	95%	68%	11%	21%
Respiratory Therapy-AAS	17	71%	71%	23%	6%
Medical Assisting-AAS	9	100%	44%	0%	56%
Medical Assisting-Transcription-C26	5	60%	N/A	N/A	N/A
Medical Assisting-Phelbotomy-C26	1	100%	0%	0%	100%
Medical Radiologic Technology-AAS	13	100%	92%	0%	8%
Emergency Medical Services (Basic EMT)-C26	24	96%	75%	21%	4%
Emergency Medical Services (Paramedic)-CERT	13	100%	69%	15.5%	15.5%
Emergency Medical Services (Paramedic)-AAS	2	100%	50%	50%	0%

**HEALTH SCIENCES  
2006-2007 CERTIFICATION/LICENSURE PERFORMANCE  
CUMULATIVE TOTALS**



**WALLACE COMMUNITY COLLEGE  
COSMETOLOGY/NAIL TECH  
2006-2007 CERTIFICATION/LICENSURE PERFORMANCE  
CUMULATIVE TOTALS**

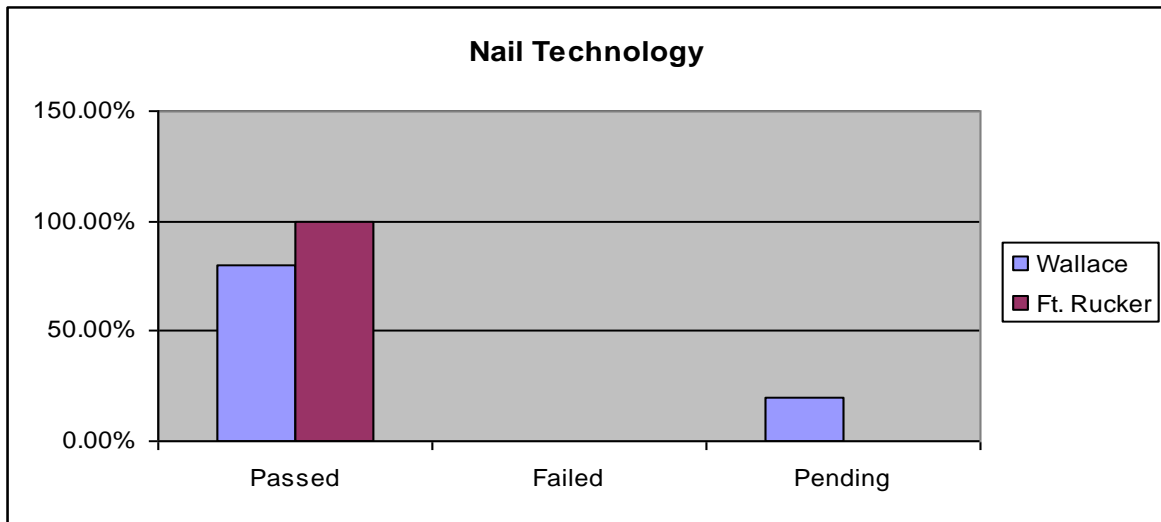
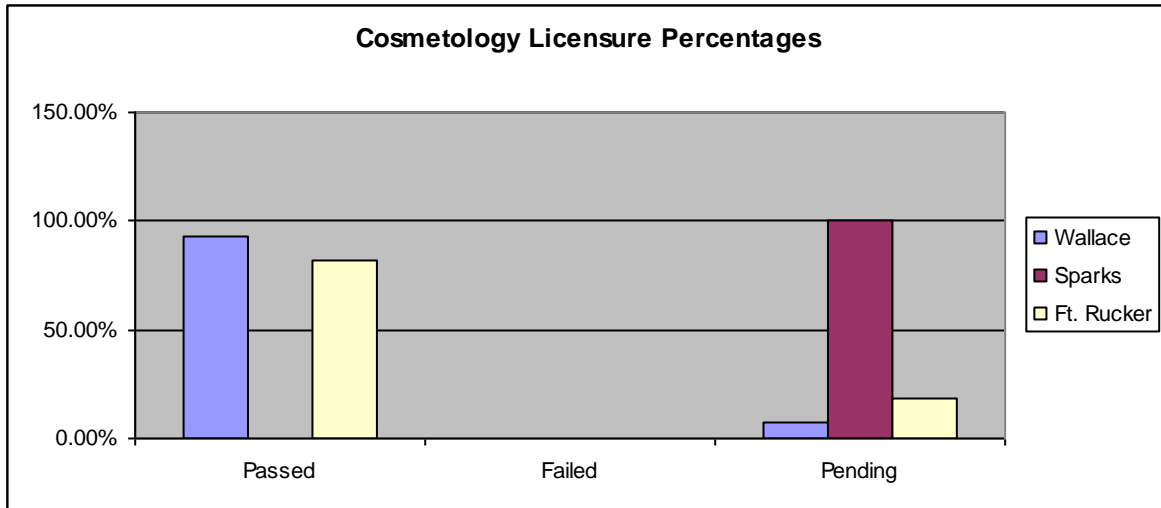
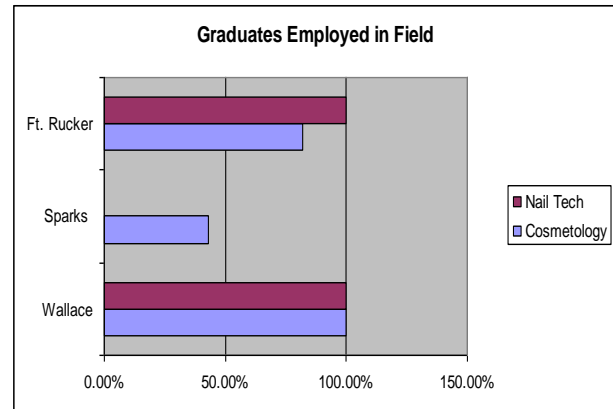
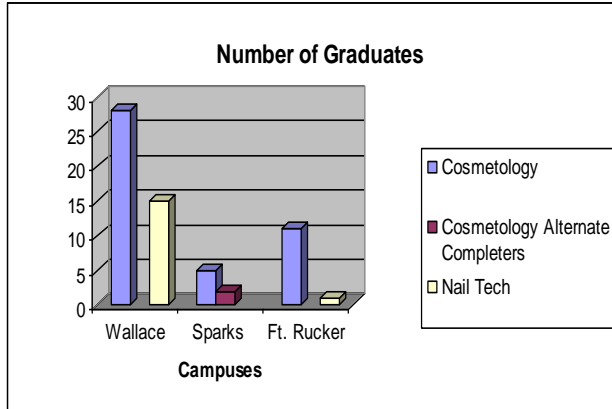
<b>Cosmetology</b>	<b>Alternate Completers</b>	<b># Of Graduates</b>	<b>Employed In Field</b>	<b>Passed</b>	<b>Failed</b>	<b>Pending</b>
Wallace *		28	28	26	0	2
Sparks *	2	5	3	0	0	7
Ft. Rucker *		11	9	9	0	2
<b>Nail Tech</b>						
Wallace *		15	15	12	0	3
Ft. Rucker *		1	1	1	0	0

\*Figures based on Summer 2006, Fall 2006, Spring 2007 results

**WALLACE COMMUNITY COLLEGE  
COSMETOLOGY/NAIL TECH  
2006-2007 CERTIFICATION/LICENSURE PERFORMANCE  
CUMULATIVE PERCENTAGES**

<b>Cosmetology</b>	<b># Of Graduates/ Completers</b>	<b>Employed In Field</b>	<b>Passed</b>	<b>Failed</b>	<b>Pending</b>
Wallace *	28	100%	93%	0%	7%
Sparks *	7	43%	0%	0%	100%
Ft. Rucker *	11	82%	82%	0%	18%
<b>Nail Tech</b>					
Wallace *	15	100%	80%	0%	20%
Ft. Rucker *	1	100%	100%	0%	0%

## 2006-2007 COSMETOLOGY CERTIFICATION/LICENSURE PERFORMANCE CUMULATIVE TOTALS



\* Status of State Boards

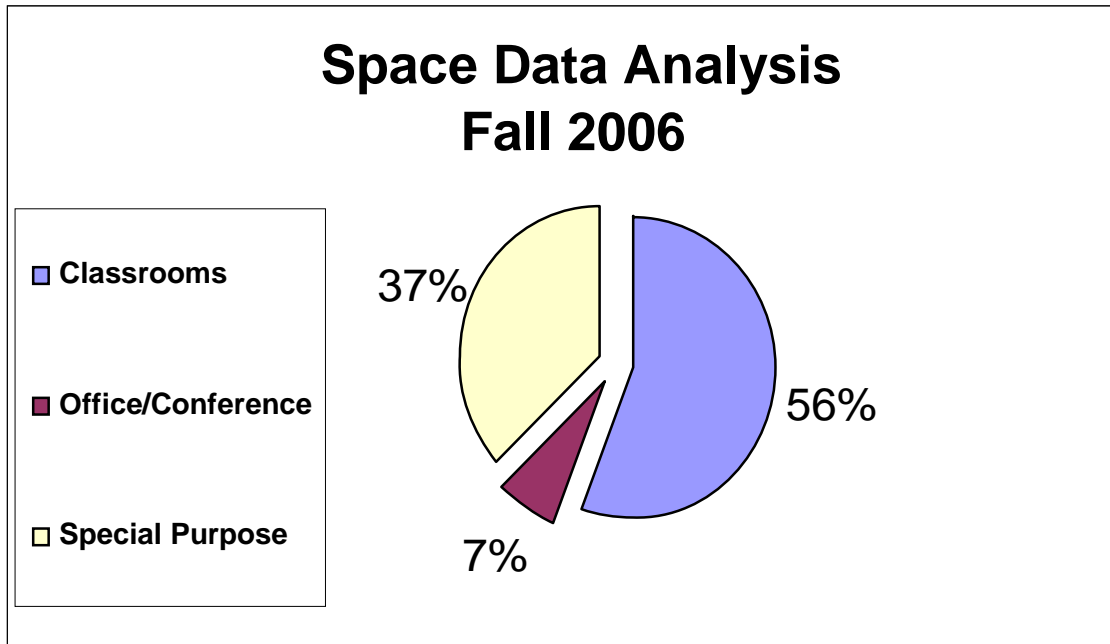


## RESOURCES, SERVICES, AND FACILITIES

### Table of Contents

<i>Analysis of Space</i> .....	73
<i>WCC Library</i> .....	74
<i>WCC Sports</i> .....	79
<i>Adult Education</i> .....	80
<i>WCC Security Services</i> .....	81
<i>External Funding and Grants</i> .....	82





**SPACE ASSIGNMENTS**

**FALL 2006-Summer 2007**

SPACE	SQUARE FOOTAGE	% OF SPACE
Classrooms & Labs	320,851	55.73%
Office/Conference	39,813	6.92%
Special Purpose		
CEWD	14,764	2.56%
Bevill Center	15,991	2.78%
Athletic Field House	5,333	0.93%
Cherry Hall	28,716	4.99% Perform. Arts/Auditorium Only
Library	14,342	2.49%
Maintenance/Storage	44,057	7.65%
Cafeteria	12,243	2.13%
Computer Center	14,321	2.49%
Printing	3,320	0.58%
Auxiliary	22,786	3.96% Incl. 1200sf Press Box/Conces
General Purpose	39,159	6.80%
<b>TOTAL SPACE</b>	<b>575,696</b>	<b>100.00%</b>

**NOTE:** Total reduced to accommodate error corrections made to 2007 Building Inventory.  
Some other space redistributed by identified function.

## WCC Library

The **Learning Resources Center System** (LRC) provides various resources for students, faculty, and staff members to support college and lifelong learning. LRC System services are provided at all locations including the two campuses, and two sites. LRC facilities are located on the Wallace Campus in Dothan and the Sparks Campus in Eufaula.



The LRC System provides resources in various formats for faculty and students at all locations. Access to LRC System resources is available through the College's Web-based on-line public access catalog-*Voyager*. In addition, the Alabama Virtual Library (AVL), a state supported WEB site of essential periodical and information resources, is accessible on-line. The LRC System also provides access to over 40,000 e-books through the *NetLibrary* database. *The Voyager, NetLibrary, and AVL databases are also accessible for College patrons at home through the WCC homepage.* The LRC System participates in interlibrary loan services and cooperative agreements with area libraries. In addition to the bound collections, basic reference sources, periodical subscriptions, various media, and electronic and on-line databases are provided for all students including distance learning.

The LRC System houses a collection of approximately 45,000 bound volumes, approximately 1,200 media resources, and approximately 200 periodical subscriptions, as well as computers with Internet access. Special collections on the Wallace Campus include the Teacher's Collection, the Children's Book Collections, and an Alabama Collection.

LRC identification cards are required to checkout materials and may be obtained at the circulation desks. Also, Alabama Virtual Library (AVL) cards, which provide home access to the AVL, are available for faculty, staff, and students. Students participate in an orientation program designed to assist them in using LRC resources to enhance learning and research opportunities. In addition, a Research Skills class is taught by the librarians at the request of the individual instructors. Computers, microfiche readers and printers, photocopiers, and viewing and listening centers are available for patron use.

LRC System Resources by Site					
Site	Curriculum/Collection Emphasis	Bound Volumes	Current Periodicals	Media and On-Line Databases	Other Services
Wallace Campus	General Academic (67%) Technical (33)%	38,165	170	AVL Multi-Databases, CD/DVD/Video Collection, Internet, netLibrary, Voyager, ProQuest Nursing	Bibliographies, Laminating, Photocopy, Typewriter, Media, and Scanner
Sparks Campus	General Academic (33%) Technical (67%)	6,386	26	AVL, American Leaders, Internet, Multi-Databases, National Geographic, Voyager, World Leaders	Bibliographies, Laminating, Photocopy, Scanning, Typewriters

**LRC SYSTEM USAGE STATISTICS  
FIVE YEAR TRENDS CHART**

**CIRCULATION TRANSACTIONS**

**BOOKS**

	<b>2002-2003</b>	<b>2003-2004**</b>	<b>2004-2005</b>	<b>2005-2006</b>	<b>2006-2007</b>
Dothan	1,586	1,325	1,125	1,430	951
Ozark	296	NA	NA	NA	NA
Mobile	139	NA	NA	NA	NA
Sparks	545	324	591	725	603
<b>TOTAL</b>	<b>2,566</b>	<b>1,649</b>	<b>1,716</b>	<b>2,155</b>	<b>1,554</b>

**MEDIA SOFTWARE**

	<b>2002-2003</b>	<b>2003-2004**</b>	<b>2004-2005</b>	<b>2005-2006</b>	<b>2006-2007</b>
Dothan	325	459	225	92	76
Ozark	178	NA	NA	NA	NA
Mobile	429	NA	NA	NA	NA
Sparks	347	201	281	185	182
<b>TOTAL</b>	<b>1,279</b>	<b>660</b>	<b>506</b>	<b>277</b>	<b>258</b>

**PERIODICALS**

	<b>2002-2003</b>	<b>2003-2004**</b>	<b>2004-2005</b>	<b>2005-2006</b>	<b>2006-2007</b>
Dothan	173	NA	NA	NA	NA
Ozark	NA	NA	NA	NA	NA
Mobile	NA	NA	NA	NA	NA
Sparks	NA	NA	NA	NA	NA
<b>TOTAL</b>	<b>173</b>	<b>NA</b>	<b>NA</b>	<b>NA</b>	<b>NA</b>

**RESERVE MATERIALS**

	<b>2002-03</b>	<b>2003-04**</b>	<b>2004-05</b>	<b>2005-06</b>	<b>2006-2007</b>
Dothan	204	308	395	566	476
Ozark	22	NA	NA	NA	NA
Mobile	80	NA	NA	NA	NA
Sparks	83	33	109	99	84
<b>TOTAL</b>	<b>389</b>	<b>341</b>	<b>504</b>	<b>665</b>	<b>560</b>

**TOTAL**

	<b>2002-03</b>	<b>2003-04**</b>	<b>2004-05</b>	<b>2005-06</b>	<b>2006-2007</b>
Dothan	2,268	2,092	1,745	2,038	1,503
Ozark	496	NA	NA	NA	NA
Mobile	648	NA	NA	NA	NA
Sparks	875	558	981	1,009	859
<b>TOTAL</b>	<b>4,287</b>	<b>2,650</b>	<b>2,726</b>	<b>3,047</b>	<b>2,362</b>

(Year runs August through July)

FIVE YEAR TRENDS CHART

REFERENCE TRANSACTIONS

**DIRECTIONAL ASSISTS**

	2002-2003	2003-2004**	2004-2005	2005-2006	2006-2007
Dothan	3,717	2,946	3,840	3,896	3,957
Ozark	915	NA	NA	NA	NA
Mobile	412	NA	NA	NA	NA
Sparks	7,524	2,271	3,103	2,531	1,364
<b>TOTAL</b>	<b>12,568</b>	<b>5,217</b>	<b>6,943</b>	<b>6,427</b>	<b>5,321</b>

**INFORMATIONAL ASSISTS**

	2002-2003	2003-2004**	2004-2005	2005-2006	2006-2007
Dothan	269	129	125	72	48
Ozark	845	NA	NA	NA	NA
Mobile	213	NA	NA	NA	NA
Sparks	154	1,637	1,825	1,793	1,580
<b>TOTAL</b>	<b>1,481</b>	<b>1,766</b>	<b>1,950</b>	<b>1,865</b>	<b>1,628</b>

**INTERLIBRARY LOANS**

	2002-2003	2003-2004**	2004-2005	2005-2006	2006-2007
Dothan	4	6	12	14	4
Ozark	1	NA	NA	NA	NA
Mobile	0	NA	NA	NA	NA
Sparks	7	NA	NA	NA	9
<b>TOTAL</b>	<b>12</b>	<b>6</b>	<b>12</b>	<b>14</b>	<b>13</b>

**INTRALIBRARY LOANS**

	2002-2003	2003-2004**	2004-2005	2005-2006	2006-2007
Dothan	104	40	53	78	63
Ozark	25	NA	NA	NA	NA
Mobile	14	NA	NA	NA	NA
Sparks	78	28	40	45	75
<b>TOTAL</b>	<b>221</b>	<b>68</b>	<b>93</b>	<b>123</b>	<b>138</b>

**TOTAL**

	2002-2003	2003-2004**	2004-2005	2005-2006	2006-2007
Dothan	4,094	3,121	4,030	4,060	4,072
Ozark	1,786	NA	NA	NA	NA
Mobile	642	NA	NA	NA	NA
Sparks	7,763	3,936	4,968	4,383	3,028
<b>TOTAL</b>	<b>14,285</b>	<b>7,057</b>	<b>8,998</b>	<b>8,443</b>	<b>7,100</b>

**FIVE YEAR TRENDS CHART**

**REFERENCE TRANSACTIONS**

**LRC PATRON USAGE**

(Includes patrons entering the LRC for any purpose)

<b><i>Dothan</i></b>	<b>2002-2003</b>	<b>2003-2004**</b>	<b>2004-2005</b>	<b>2005-2006</b>	<b>2006-2007</b>
Day	18,607	21,447	31,631	52,534	52,469
Night	4,080	4,038	5,119	9,130	11,363
Total	22,687	25,485	36,750	61,664	63,832
<b><i>Ozark</i></b>	<b>2002-2003</b>	<b>2003-2004**</b>	<b>2004-2005</b>	<b>2005-2006</b>	<b>2006-2007</b>
Day	11,880	NA	NA	NA	NA
Night	NA	NA	NA	NA	NA
Total	11,880	NA	NA	NA	NA
<b><i>Mobile</i></b>	<b>2002-2003</b>	<b>2003-2004**</b>	<b>2004-2005</b>	<b>2005-2006</b>	<b>2006-2007</b>
Day	5,310	NA	NA	NA	NA
Night	NA	NA	NA	NA	NA
Total	5,310	NA	NA	NA	NA
<b><i>Sparks</i></b>	<b>2002-2003</b>	<b>2003-2004**</b>	<b>2004-2005</b>	<b>2005-2006</b>	<b>2006-2007</b>
Day	9,459	8,052	12,448	15,475	14,392
Night	5,310	5,090	6,632	7,306	9,385
Total	14,769	13,142	19,080	22,781	23,777
<b>Grand Total</b>	<b>54,646</b>	<b>38,627</b>	<b>55,830</b>	<b>84,445</b>	<b>87,609</b>

**CLASS USAGE**

	<b>2002-2003</b>	<b>2003-2004**</b>	<b>2004-2005</b>	<b>2005-2006</b>	<b>2006-2007</b>
Dothan	116	62	61	58	77
Ozark	28	NA	NA	NA	NA
Mobile	142	NA	NA	NA	NA
Sparks	96	74	42	41	51
<b>TOTAL</b>	<b>382</b>	<b>136</b>	<b>103</b>	<b>99</b>	<b>128</b>

**REGISTERED USERS**

<b><i>Dothan</i></b>	<b>2002-2003</b>	<b>2003-2004**</b>	<b>2004-2005</b>	<b>2005-2006</b>	<b>2006-2007</b>
LRC Cards	NA	524	822	576	844
AVL Cards	NA	457	468	475	811
<b>TOTAL</b>	<b>1,000</b>	<b>981</b>	<b>1,290</b>	<b>1,051</b>	<b>1,655</b>
<b><i>Eufaula</i></b>					
LRC Cards	NA	197	205	355	171
AVL Cards	NA	197	205	355	171
<b>TOTAL</b>	<b>850</b>	<b>394</b>	<b>410</b>	<b>710</b>	<b>342</b>
<b>GRAND TOTAL</b>	<b>1,850</b>	<b>1,375</b>	<b>1,700</b>	<b>1,761</b>	<b>1,997</b>

**FIVE YEAR TRENDS CHART**

**DATABASE USAGE**

	2002-2003	2003-2004**	2004-2005	2005-2006	2006-2007
NetLibrary	750	855	1,311	1,237	2,139
Alabama Virtual Library (Remote accesses)	NA	3,226	2,549	2,736	2,419
<b>TOTAL</b>	<b>750</b>	<b>4,081</b>	<b>3,860</b>	<b>3,973</b>	<b>4,558</b>

**TOTAL BOOK COLLECTION**

<i>Dothan Books</i>	2002-2003	2003-2004**	2004-2005	2005-2006	2006-2007
Added	1,475	650	554	533	937
Weeded	2,645	3,578	71	1,338	149
<i>Eufaula Books</i>					
Added	268	243	214	281	198
Weeded	0	0	0	0	16
<b>TOTAL BOOK COLLECTION</b>	<b>46,045</b>	<b>43,360</b>	<b>44,057</b>	<b>43,533</b>	<b>44,551</b>

**TOTAL MEDIA COLLECTION**

<i>Dothan Media</i>	2002-2003	2003-2004**	2004-2005	2005-2006	2006-2007
Added	144	29	315	93	122
Weeded	0	0	223	327	71
<i>Eufaula Media</i>					
Added	275	6	28	16	32
Weeded	0	0	0	0	36
<b>TOTAL MEDIA COLLECTION</b>	<b>2,207</b>	<b>**1,242</b>	<b>1,362</b>	<b>1,108</b>	<b>1,191</b>

\*\* WCC and Ozark Aviation Campus and Mobile Aviation Center de-merged

## WALLACE COMMUNITY COLLEGE SPORTS



### Governors Baseball

The 2007 Governors had a 46-13 record and were 26-4 in conference play. The Governors hosted the state tournament at Westgate Park in Dothan May 15-19.

Govs player, Ben Shelley, was honored as Academic All-American, an award granted to athletes who maintain a GPA of 3.6 or higher. Brent Hardy, Ryan Starr, Michael Precise, and Andrew Starr all earned 1<sup>st</sup> Team All-Conference. Dave Mason and Ernesto Gonzalez earned 2<sup>nd</sup> Team All-Conference.

Members of the 2006 Governors include Brent Hardy, Bubba Frichter, Dave Mason, Ben Shelley, Ernesto Gonzalez Ty Brodt, Chuck Dowling, Mitchell Davidson, Eric Hanssen, Terry Reed, Ryan Star, Josh Eldereth, Ryan Stovall, Chris Corley, Josh West, Matt Milloing, Michael Precise, Will Scott, Waldemar Bravo, Cody Shields, Andrew Starr, Nick Bohan, Michael Jacobs, Joe Diecidue, and Tyler Starling.



### Lady Governors Softball

The 2007 Lady Governors finished the season with a 48-7 record and were ranked 7<sup>th</sup> in the nation. The 2007 Lady Govs won the Sherrill Hicks Invitational Tournament for the 8<sup>th</sup> consecutive year. The Lady Govs also captured the 7<sup>th</sup> consecutive Southern Division Title.

Lady Gov player Brittany Grice was honored as Academic All-American, an award granted to athletes who maintain a GPA of 3.6 or higher.

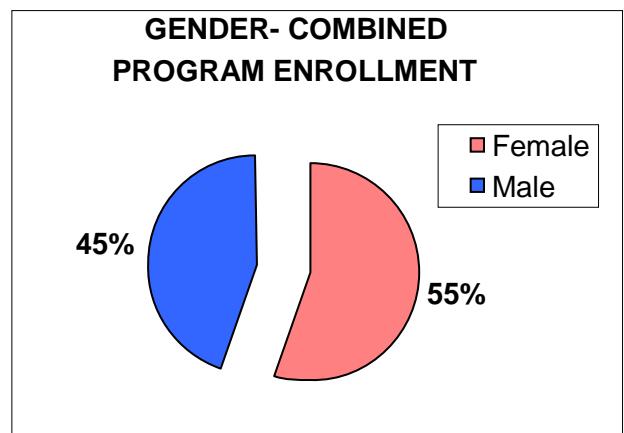
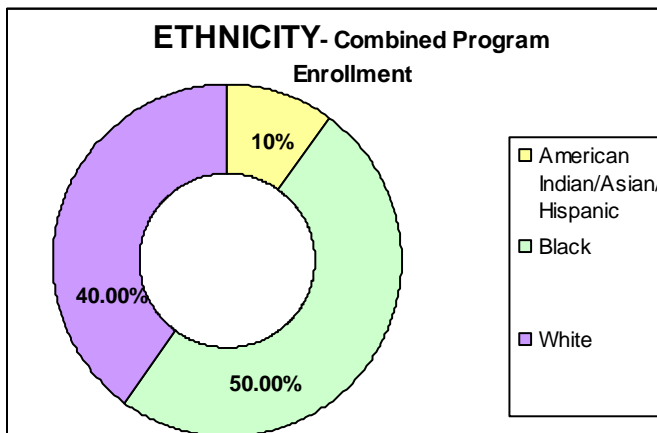
Jessica Barnard, Samantha Calhoun, Mesha Ellis, Whitney Hawkins, Darby Howell, and Lacey Mardis earned All-Division Honors. Jessica Barnard also earned all Region Honors and Darbie Howell was selected to the All-American Team.

The 2007 Lady Govs include Jessica Bernard, Samantha Calhoun, Jordana Crowdis, Mesh Ellis, Tasha Elmore, Sarah Garcia, Kayla Gordon, Britany Hatem, Whitney Hawkins, Jordan Hobson, Darbie Howell, Lacey Mardis, Leah Morgan, Taylor Norwood, Nicole Perry, and Magan Young.



## Adult Education 2006-2007

Categories	Number	Percent	Categories	Number	Percent
<b><u>Age of Students</u></b>			<b><u>Ethnic Background</u></b>		
16-18 Years	206	24%	Asian/Hispanic/Indian	92	10%
19-24	203	23%	Black	436	50%
25-44	337	38%	White	348	40%
49-59	106	12%	<b>Total</b>	<b>876</b>	<b>100%</b>
60+	24	3%			
<b>Total</b>	<b>876</b>	<b>100%</b>			
<b><u>Gender</u></b>			<b><u>Class Type</u></b>		
Female	484	55%	Adult Education	807	92%
Male	392	45%	Family Literacy	7	1%
<b>Total</b>	<b>876</b>	<b>100%</b>	Workplace	0	0%
			English/Second Language	61	7%
			Literacy	1	0%
			<b>Total</b>	<b>876</b>	<b>100%</b>
<b><u>Program Size</u></b>			<b><u>Educational Completers</u></b>		
Class Sites	10		Obtained GED	61	
Classes	25		Higher Education	158	
Employees	38		<b>Total</b>		
Students Served	<b>876</b>		<b><u>Economic Completers</u></b>		
			Gained Employment	69	
			Retained Employment	57	
			Removed Public Assist	Not Measured	



## WALLACE COMMUNITY COLLEGE SECURITY SERVICES

The mission of Wallace Community College Security Services is to provide for the overall safety and security of the College community and properties. The mission encompasses the protection of all persons, property, and the maintenance of an orderly environment. The department is a support function created to facilitate the general educational mission of the College.



### Wallace Community College Crime on Campus

Offense Category	2004			2005			2006		
	Offenses Reported	Cleared	% Cleared	Offenses Reported	Cleared	% Cleared	Offenses Reported	Cleared	% Cleared
Murder/Non-Negligent Manslaughter	0	0	0	0	0	0	0	0	0
Forcible Sex Offenses	0	0	0	0	0	0	0	0	0
Nonforcible Sex Offenses	0	0	0	0	0	0	0	0	0
Robbery	0	0	0	0	0	0	0	0	0
Aggravated Assault	0	0	0	0	0	0	0	0	0
Burglary	2	0	0	0	0	0	1	0	0
Motor Vehicle Theft	0	0	0	1	1	100%	0	0	0
Arson	0	0	0	0	0	0	0	0	0
Negligent Manslaughter	0	0	0	0	0	0	0	0	0
Liquor Law Violations	0	0	0	0	0	0	0	0	0
Drug Law Violations	0	0	0	0	0	0	0	0	0
Illegal Weapons Possessions	1	1	100%	1	1	100%	0	0	0
<b>*Total</b>	<b>3</b>	<b>1</b>	<b>33%</b>	<b>2</b>	<b>2</b>	<b>100%</b>	<b>1</b>	<b>0</b>	<b>0</b>

\*Above figures published on the OPE Campus Security Statistic Web site: <http://ope.ed.gov/security/instdetail.asp>  
(See Web site for complete listing of Alabama campus security statistics)

## External Funding Received FALL 2006 – SUMMER 2007

During the past year, WCC aggressively pursued federal grant monies and was awarded over 1.8 million dollars to fund projects which make significant contributions to students and area residents.

Grant	Funding Source	Award Year	\$ Amount
High-Growth/High-Demand Jobs Region 10	Department of Labor	2006/07	100,000
Save Our History	The History Channel	2006/07	9,700
Prison Education	Department of Education	2006/07	29,000
Adult Education	Department of Education	2006/07	365,000
TRIO: Talent Search	Department of Education	2006/07	1,301,030
<b>Total Federal Funds Awarded</b>		<b>2006/07</b>	<b>\$1,804,730</b>

Grant	Funding Source	Award Year	\$ Amount
TRAIN (Tri-State Rural Access in Nursing)	Department of Labor	2005/06	1,921,842
Industrial Maintenance	Department of Labor	2005/06	148,800
TRIO: Upward Bound	Department of Education	2005/06	1,415,710
TRIO: Student Support Services	Department of Education	2005/06	2,960,430
Title III	Department of Education	2005/06	1,821,565
<b>Total Federal Funds Awarded</b>		<b>2005/06</b>	<b>\$8,268,347</b>

**Total new awards 2006-2007: \$1,804,730**  
**Total continuing awards 2005-2006: \$8,268,347**  
**Total awards 2005-2007: \$10,073,077**


## BUDGET AND FINANCIAL INFORMATION

### Table of Contents

<i>Budgeted Operating Revenues</i> .....	84
<i>Operating Expenditures</i> .....	85
<i>Total Revenue Sources</i> .....	86
<i>Foundation Voluntary Support</i> .....	87
<i>Foundation Total Assets</i> .....	89
<i>Sources of Foundation Gifts</i> .....	90
<i>Financial Aid Awards By Campus</i> .....	91
<i>Student Financial Aid By Campus</i> .....	92



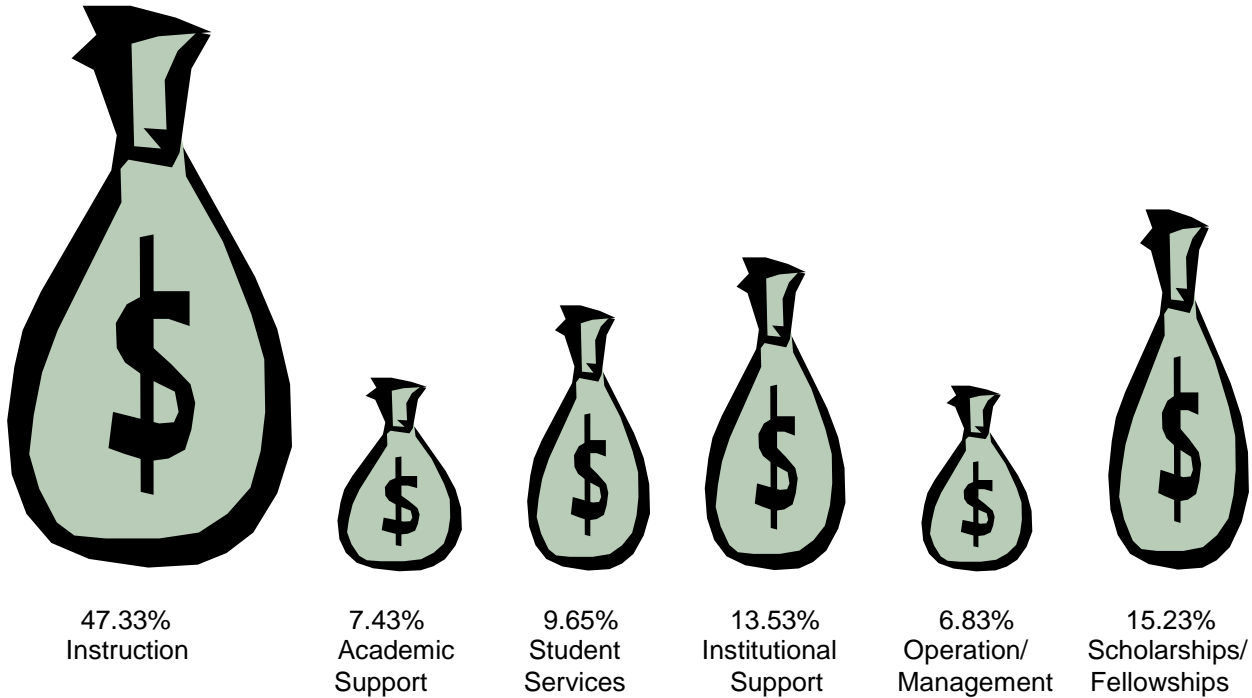
### Total Budgeted Operating Revenues



Category	2004-2005		2005-2006		2006-2007	
	Amount	% of Total	Amount	% of Total	Amount	% of Total
State Appropriations	\$14,240,567	48.48%	\$15,354,930	47.86%	\$16,661,425	47.63%
Student Tuition & Fees	8,411,612	28.64%	9,132,742	28.47%	8,298,714	23.72%
Investment Income	325,000	1.11%	315,000	.98%	475,000	1.36%
Grants and Contracts	2,377,731	8.09%	3,376,604	10.52%	4,003,044	11.44%
Sales/Services of Educational Activities	360,145	1.23%	100,000	.31%	215,000	.62%
Auxiliary Enterprises	1,530,000	5.21%	1,646,685	5.13%	1,557,650	4.45%
Other	2,128,004	7.24%	2,158,004	6.73%	3,771,119	10.78%
<b>Total</b>	<b>\$29,373,059</b>	<b>100%</b>	<b>\$32,083,965</b>	<b>100%</b>	<b>\$34,981,952</b>	<b>100%</b>

## Operating Expenditures

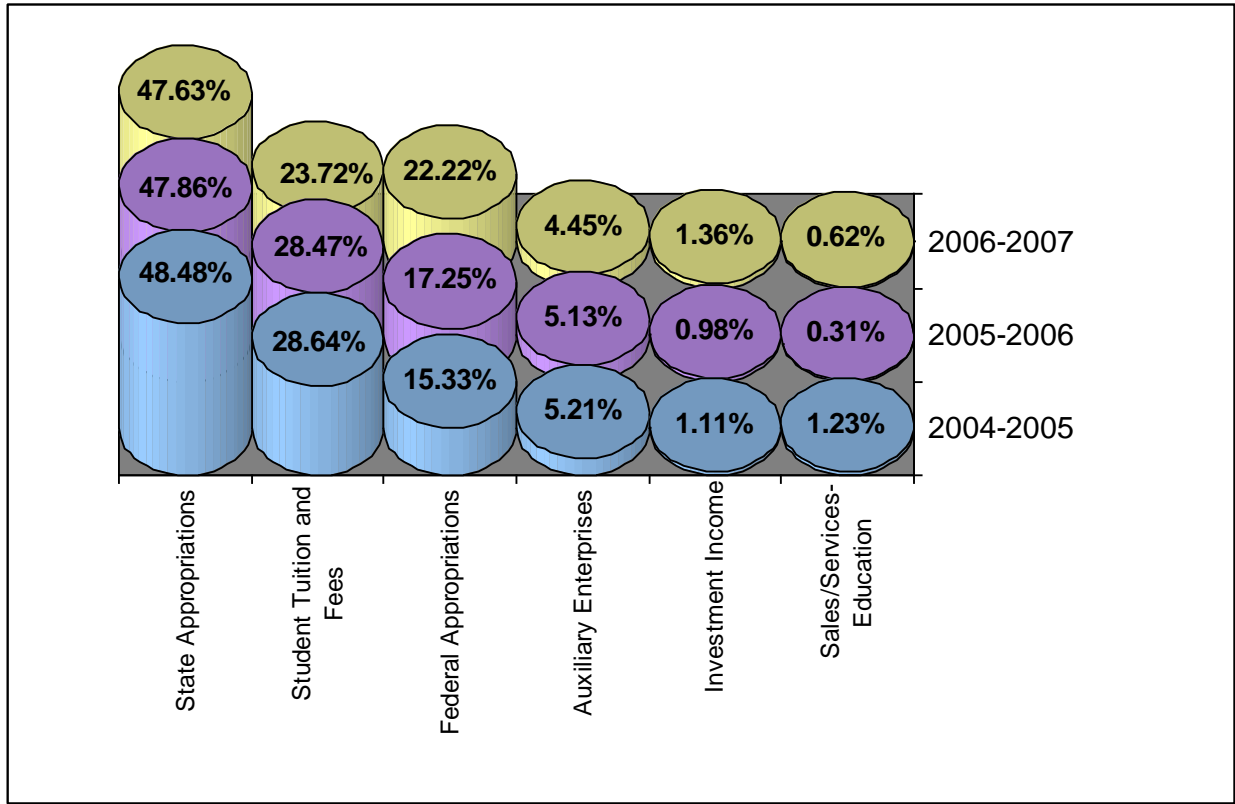
2006-2007



Category	2004-2005		2005-2006		2006-2007	
	Amount	% of Total	Amount	% of Total	Amount	% of Total
Instruction	\$11,526,135	45.53%	\$14,033,069	49.44%	\$15,183,296	47.33
Training for Business/Industry	* Included in instruction	*	* Included in instruction	*	* Included in instruction	*
Public Service	\$0	0%	\$0	0%	\$0	0%
Academic Support	\$1,015,074	4.01%	1,862,667	6.56%	2,383,783	7.43
Student Services	\$3,699,218	14.61%	3,140,271	11.06%	3,094,453	9.65
Institutional Support	\$3,705,327	14.64%	4,099,258	14.44%	4,339,437	13.53
Operation & Management	\$2,166,060	8.56%	2,090,872	7.37%	2,191,929	6.83
Scholarships & Fellowships	\$3,201,260	12.65%	3,160,660	11.13%	4,885,502	15.23
<b>Total *</b>	<b>\$25,313,074</b>	<b>100%</b>	<b>\$28,386,797</b>	<b>100%</b>	<b>\$32,078,400</b>	<b>100%</b>

\*Totals do not include Auxiliary Enterprises expenses.

### TOTAL REVENUE SOURCES



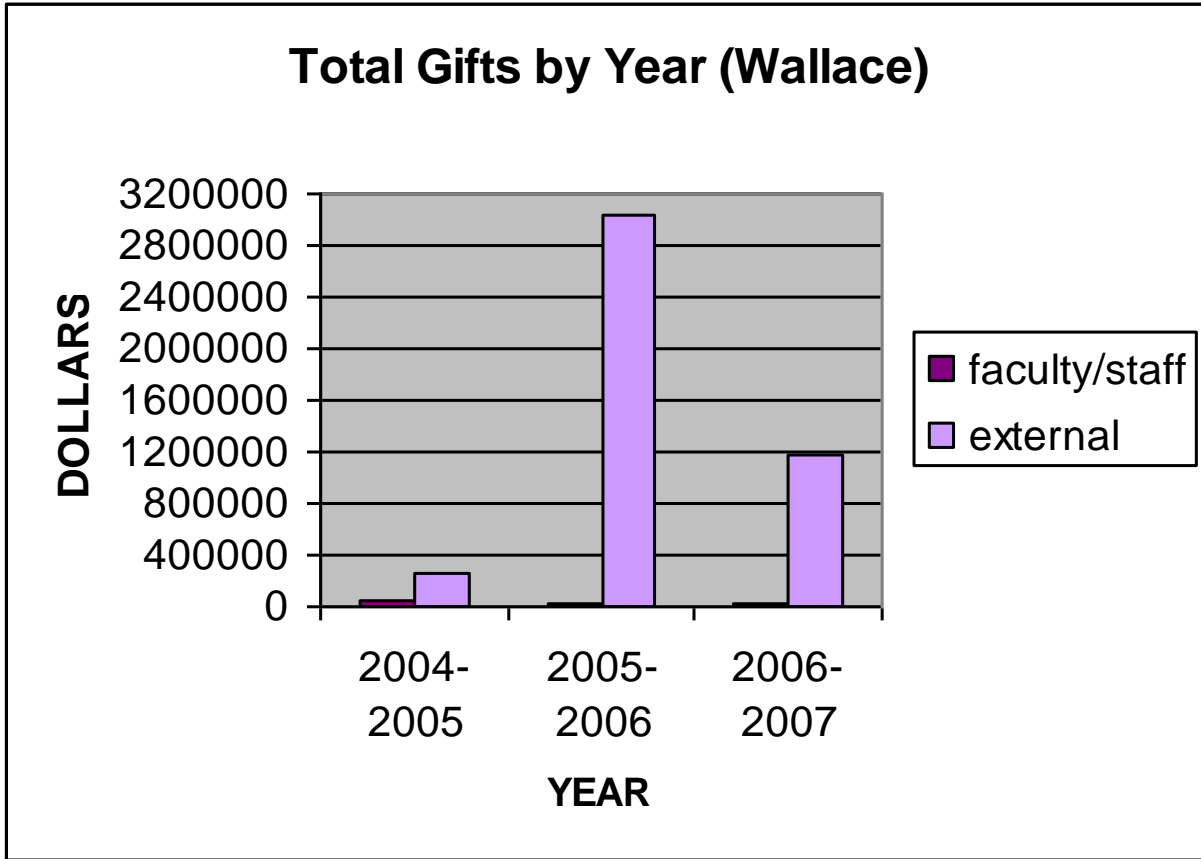
### PERCENT OF TOTAL BUDGETED REVENUE

SOURCES OF REVENUE	2004-2005	2005-2006	2006-2007
State Appropriations	48.48%	47.86%	47.63%
Student Tuition & Fees	28.64%	28.47%	23.72%
Federal Appropriations	15.33%	17.25%	22.22%
Auxiliary Enterprises	5.21%	5.13%	4.45%
Investment Income	1.11%	0.98%	1.36%
Sales/Services-Education	1.23%	0.31%	.62%

<b>Total</b>	<b>100%</b>	<b>100%</b>	<b>100%</b>
--------------	-------------	-------------	-------------

\* Includes all sponsored programs, such as Pell, scholarships, SEOG, WIA, and others as well as other grants and contracts.

**WALLACE COMMUNITY COLLEGE FOUNDATION  
VOLUNTARY SUPPORT**

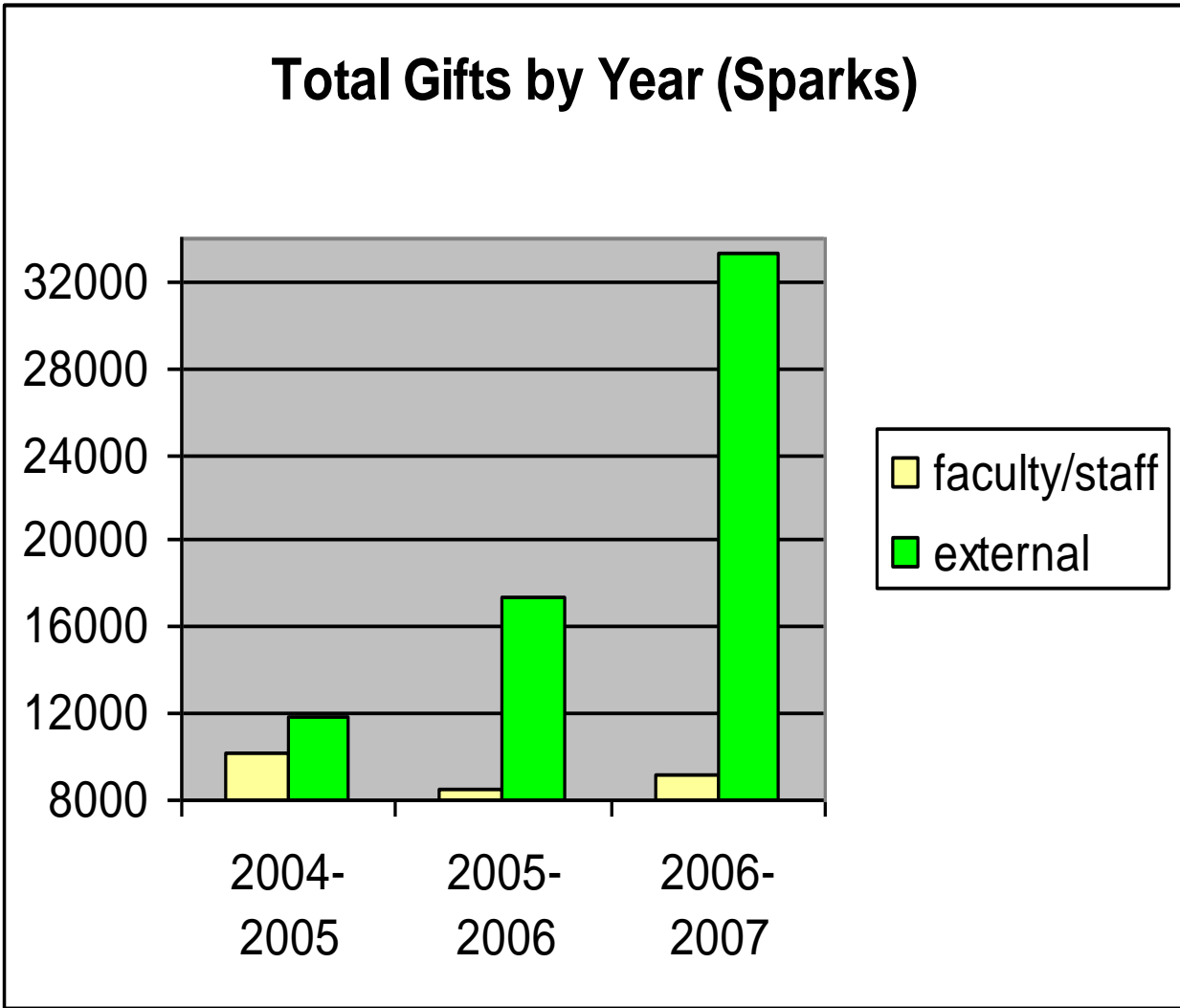


**Sources of Gifts by Fiscal Years**

Source	2002-2003	2003-2004	2004-2005	2005-2006	2006-2007
<b>Faculty/Staff</b>	14,798	16,315	56,897	19,502	23,333
<b>External</b>	425,358	63,197	260,438	3,043,273	1,169,893
<b>Totals</b>	<b>440,156</b>	<b>79,512</b>	<b>317,335</b>	<b>3,062,775</b>	<b>1,193,226</b>



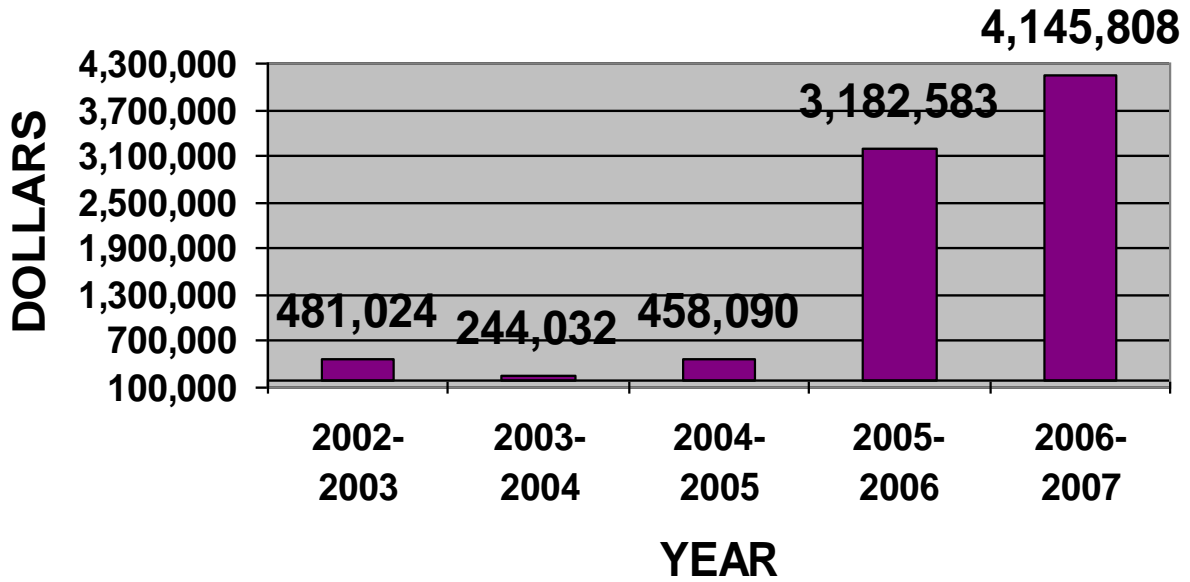
**WALLACE COMMUNITY COLLEGE SPARKS CAMPUS FOUNDATION  
VOLUNTARY SUPPORT**



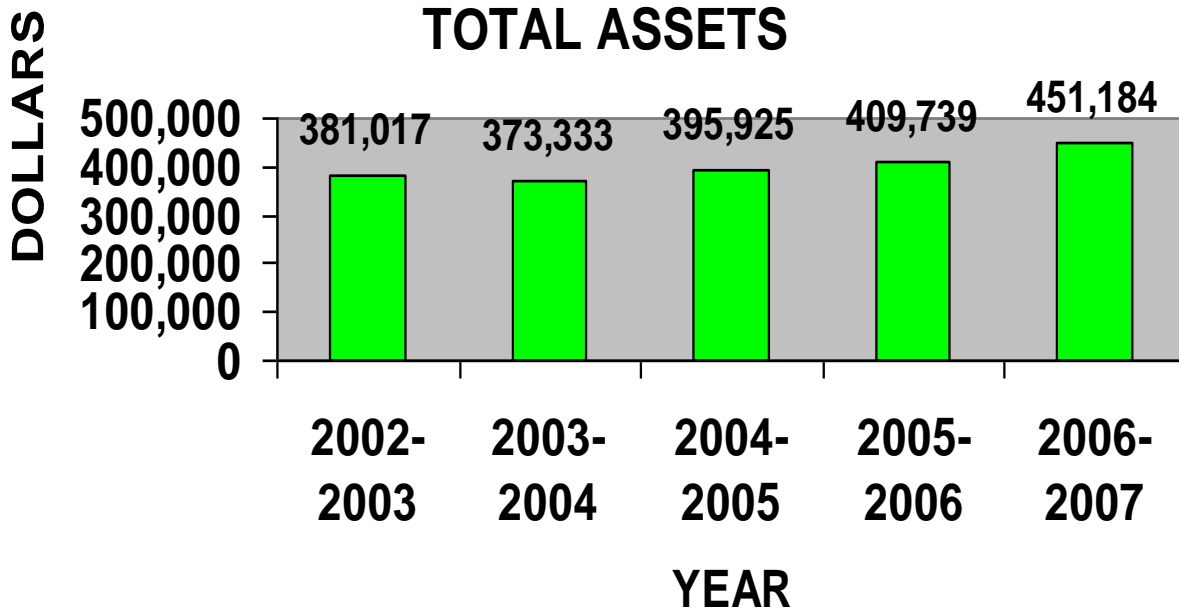
**Sources of Gifts by Fiscal Year**

Source	2002-2003	2003-2004	2004-2005	2005-2006	2006-2007
<b>Faculty/Staff</b>	5,475	12,032	10,201	8,520	9,230
<b>External</b>	14,097	16,466	11,905	17,404	33,401
<b>Totals</b>	<b>19,572</b>	<b>28,498</b>	<b>22,106</b>	<b>25,924</b>	<b>42,631</b>

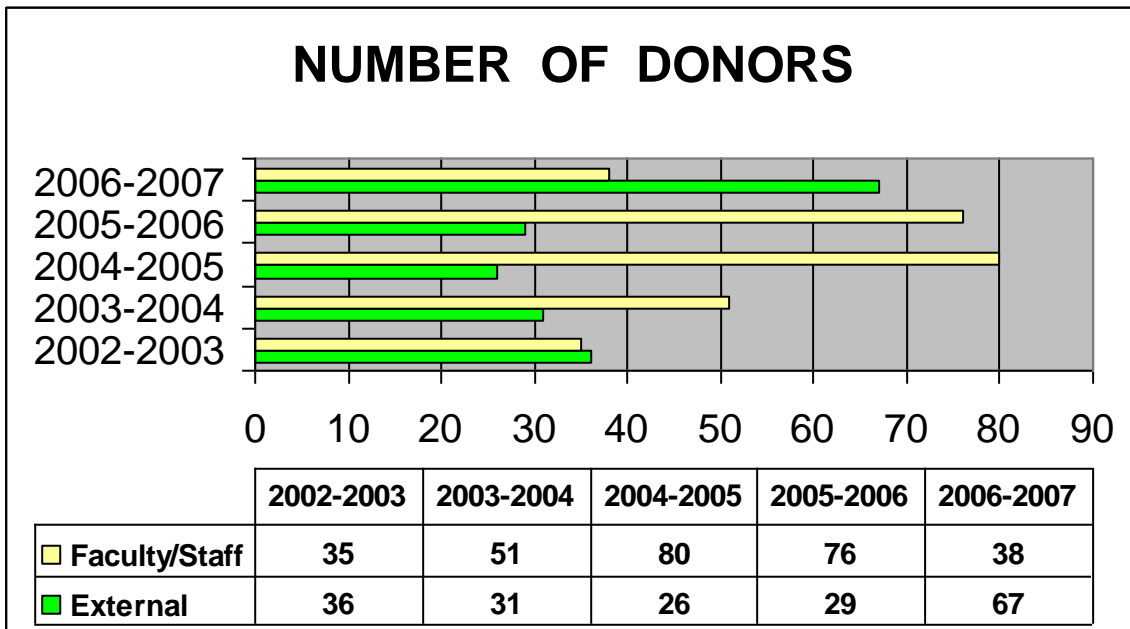
### WALLACE COMMUNITY COLLEGE FOUNDATION TOTAL ASSETS



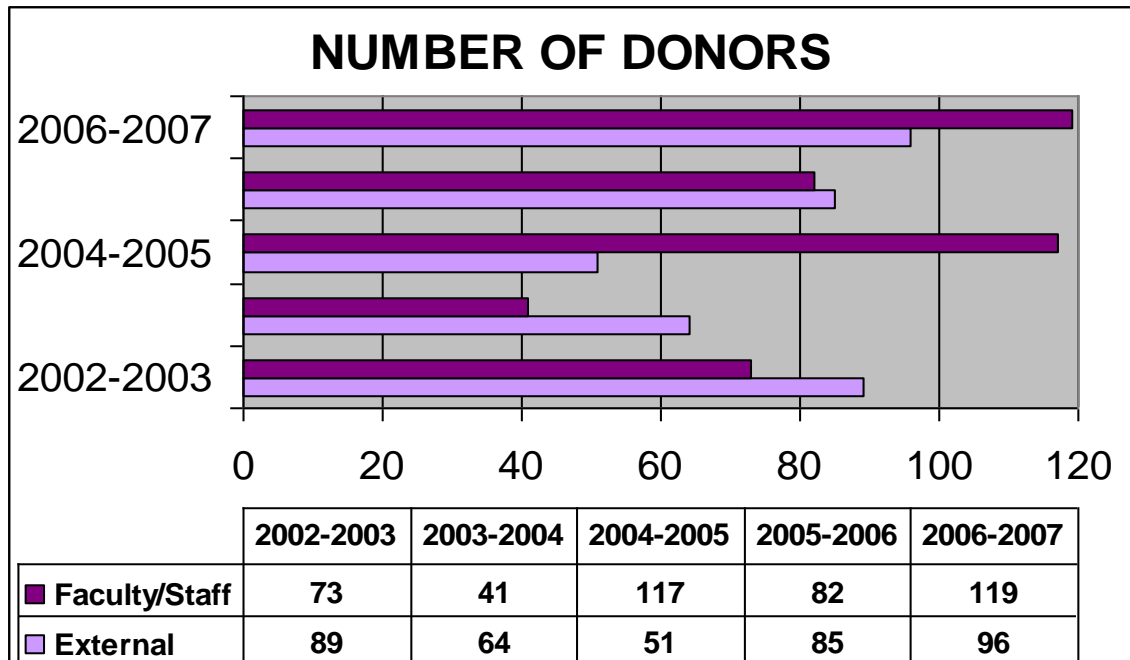
### WALLACE COMMUNITY COLLEGE SPARKS CAMPUS FOUNDATION TOTAL ASSETS



**WALLACE COMMUNITY COLLEGE SPARKS CAMPUS FOUNDATION**

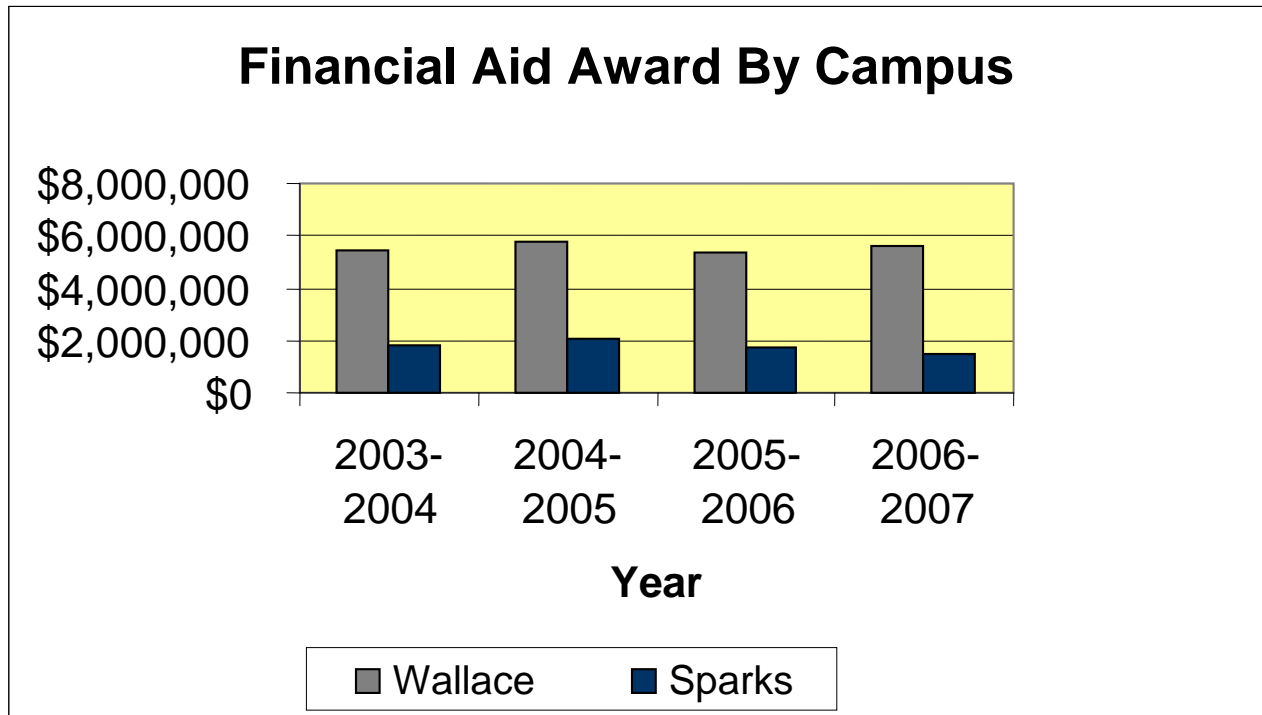


**WALLACE COMMUNITY COLLEGE FOUNDATION**



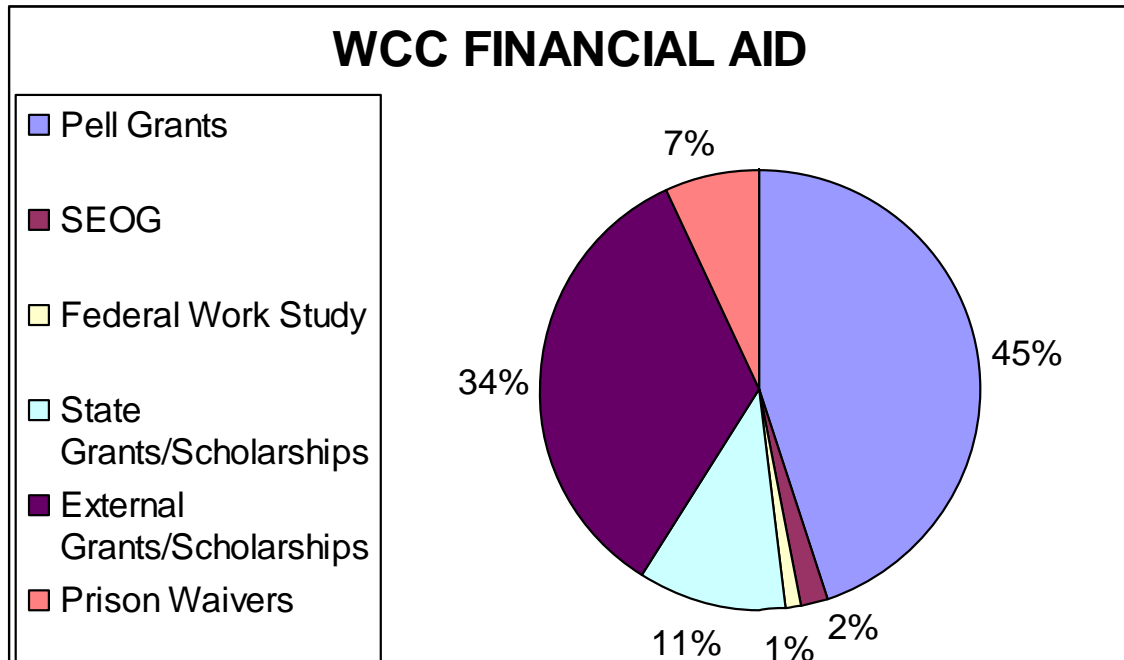
### FINANCIAL AID AWARDS BY CAMPUS 2003-2006

	WALLACE		SPARKS		TOTALS	
	Amount	Percent	Amount	Percent	Amount	Percent
<b>2003-2004</b>	\$ 5,424,412	75%	\$ 1,830,831	25%	\$ 7,255,243	100%
<b>2004-2005</b>	\$ 5,783,127	74%	\$ 2,040,272	26%	\$ 7,823,399	100%
<b>2005-2006</b>	\$ 5,326,918	75%	\$ 1,734,223	25%	\$ 7,061,141	100%
<b>2006-2007</b>	\$ 5,590,818	79%	\$ 1,530,595	21%	\$ 7,121,413	100%



### STUDENT FINANCIAL AID BY CAMPUS 2006-2007

Aid Type	Campus					Total	
	Wallace/Ft. Rucker		Sparks/ Correctional		Total No.		Total Amount
	No.	Amount	No.	Amount			
Pell Grants	1467	2,617,480	299	585,772	1766	3,203,252	
SEOG	237	113,034	82	36,407	319	149,441	
Federal Work Study	50	73,018	6	16,258	56	89,276	
State Funded Grants and Scholarships	377	668,387	76	120,233	453	788,620	
Externally Funded Grants and Scholarships	1145	2,118,899	201	275,935	1,346	2,394,834	
Prison Waivers Easterling Ventress			174	324,180	174	324,180	
			106	171,810	106	171,810	
<b>Total</b>	<b>3,276</b>	<b>\$5,590,818</b>	<b>944</b>	<b>\$1,530,595</b>	<b>4,220</b>	<b>\$7,121,413</b>	




## CONCLUSION

### Table of Contents

*Campus/Student Photos* ..... 94

*Contact Information* ..... 95





We hope the Fall 2006 Fact Book provides useful information which will assist you in making data-driven decisions. The MIS Department welcomes any questions or suggestions.

[fbarefield@wallace.edu](mailto:fbarefield@wallace.edu)

334-556-2235



WALLACE  
COMMUNITY  
COLLEGE